




AVK SVMC
PRICE LIST
2024

Expect... **AVR**



EXPECT SUPREME PRODUCTS



AVK is a global leader within valves, hydrants, fittings and accessories for water supply, gas supply, wastewater treatment and fire protection.

We benefit from modern production facilities and a large distribution center which enable us to deliver a complete product range, fast delivery, superior quality products, competitive prices and top service.

Continuous Development

Market proximity is an important part of AVK's strategy; close contact with the end-user ensures close monitoring of the market and constant adaptation and development of the product programme to meet with market requirements. This takes place in our development department in Denmark, an advanced technology centre, where ideas and suggestions from different countries are gathered and existing products are continually adapted and tested. In cooperation with the end user, the products are field tested before the final market launch, thus achieving the best result in each individual market. We make our own test and production

equipment, and in our flow lab, we conduct thorough prototype and life cycle tests prior to release for production. New product types are generally field tested in co-operation with end users before final launch.

Production

Production takes place in several countries in Saudi Arabia, Europe, Asia and the US. Stock control and distribution is handled through a global network of sales companies and dealers. This network services the end-user, allowing AVK to monitor market changes and keep abreast of requirements.

Quality certifications

AVK's quality management system is certified according to ISO 9001, and in 2018, we also obtained the ISO/TS 9001 certification. ISO/TS 29001 is an industry-specific standard for the oil and gas industry based on ISO 9001, but with stricter requirements for control measures and risk management, in that key issues such as staff training, traceability of materials and obtained test results must be documented. Moreover, we are certified to ISO 14001, the international standard for environmental management, and OHSAS 8001, the international Occupational Health and Safety Standard.

Third party certification

Authorities such as DVGW (Germany), KIWA (Netherlands) and UL & FM (the US) offer certification of finished valves, and these are also recognized and accepted by other countries that do not have their own certification schemes.

By obtaining and maintaining the most widely accepted certification, we show our customers that AVK valves always meet the highest quality and safety standards. AVK focuses on the environment. AVK products are part of vital infrastructures, which play an important role for the local environment all over the world. AVK also focuses on the environment in all its internal processes.

The AVK Group has outlined a number of strict objectives for its manufacturing companies regarding energy and water consumption. Our suppliers also need to comply with a number of standards in order to be a certified supplier of the AVK Group, as it is vital for AVK to achieve sustainability throughout the supply chain.

Find the Terms & Conditions for sale and delivery on the last pages.

LOCAL PRODUCTION AT OUR JEDDAH FACTORY

In 2019, AVK decided to invest 20 million Saudi Riyals in building the new factory in Jeddah. One of the most important goals of this decision is to further strengthen the local presence either through producing products that used to be imported or through buying our raw materials locally.

This step has improved the efficiency and the quality of local manufacturing to the stage until it competes with global manufacturers. The need for local content crystalized during the COVID-19 pandemic, which caused all supply chain processes to suffer immensely across the globe, which meant that securing our supply chain became vitally important for our local content.

Broad range of localized products


In our new factory, we localized multiple products. One of the most important products that we localized is Butterfly valve with various types, which can be utilized in different applications. The butterfly valve is differentiated with its simple design, which requires small space while installation, it's light weight, and it is more cost efficient compared to other types of valves, AVK provides one of the largest collections of butterfly valves which fulfill the needs of our customers, this means, we provide different valves designs in addition to different materials for each type with several options for these valves actuators whether it is Pneumatic, Manual or Electric. If your application requires a butterfly valve then AVK has the right valve you need.

Our factory is not limited to producing butterfly valve only. We also locally produce pipe fittings and dismantling joints in different design and sizes to help you install and maintain the valve in an easy and faster way by providing leakage maintenance services 24/7. Localizing the production of these valves has empowered us provide solutions to satisfy our customer needs in less time and high quality.

International and local standards

AVK SVMC manufactures a wide range of valves and fire hydrants locally that meets the international and local standards. These products have received the approval of all major customers in the Kingdom of Saudi Arabia such as Saudi Aramco, Ministries; National Water Company, Water Directorates, Royal commission, and many others. We export our products to all GCC countries, Middle East, Europe, Asia and Africa.

In AVK SVMC, we hire and develop Saudi talents, which improved the percentage of Saudization to more than 40%. Additionally, we have localized some of the managerial roles inside the company through talents that grew and developed here through intensive training programs, giving them the opportunity to become future leaders in different fields - with that, we have reached 60% of Saudization on managerial positions. This factory has not only increased the local content but vastly improved the job opportunities for the Saudi youth within the valves manufacturing industry.



OUR SEGMENTS

AVK SVMC

Main segments



WATER SUPPLY

Water is essential when it comes to running households, industries and business facilities. Reliability and purity are crucial. AVK products are renowned for superior quality, and with our quality rubber compounds, own vulcanization, coating facilities and worldwide approvals for drinking water, we can ensure maximum safety and durability. We offer an extensive range of valves, hydrants, couplings and accessories.



WASTEWATER TREATMENT

Wastewater covers water that has been affected by human activities, which comprises of domestic, industrial, commercial or agricultural activities, and rain or stormwater. We deliver a wide range of products made to the highest standards of production, ensuring optimal corrosion resistance and durability, to withstand the toughest conditions.



FIRE PROTECTION

Timing is crucial in the event of a fire emergency. Firemen are fully dependent on solutions that function perfectly, since they are installed in systems specifically to protect and save lives and safeguard valuables. Reliability is crucial when every second counts and system downtime for maintenance and replacement must be kept to an absolute minimum. AVK offers high quality, robust products that operate faultlessly even after a long period of inactivity. Products are UL/ULC listed and FM approved.



IRRIGATION

Assuring ideal conditions for agricultural growth. Irrigation is the artificial application of water in controlled amounts, used to foster the growth of plants at regular intervals. It is used to assist in the growing of agricultural crops, maintenance of landscapes, and revegetation of disturbed soils in dry areas and during periods of inadequate rainfall. Our Group of companies have the necessary know-how and expertise for providing excellent solutions to any irrigation project.






















HVAC (BUILDING SERVICES)

Providing thermal comfort and acceptable indoor air quality. Heating, ventilation, and air conditioning (HVAC) covers the technologies of securing indoor and vehicular environmental comfort.

For building services, the AVK Group of companies offers a complete range of valves and actuators for various automated systems. Applications that include heating, cooling water, drinking water, and swimming pools.

TABLE OF CONTENTS




	Resilient Seated Gate Valves	7		Dismantling Joints	31		Gate Valves	36
	Metal Seated Gate Valves	10		Accessories	33		Hydrants	39
	Butterfly Valves	11		HVAC products	35		Check Valves	42
	Air Release Valves	13					Accessories for Fire Protection products	43
	Service Connection Valves	15						
	Control Valves	17						
	Check Valves	18						
	Water Metering	20						
	Tapping Saddles	21						
	Penstocks	23						
	Couplings & Adapters	24						
	Supa Maxi™ Couplings	30						

AVK GATE VALVES UNIQUE ADVANTAGES

AVK offers a comprehensive range of gate valves in a variety of connection types, including flanges as well as socket and spigot valves designed for PE, PVC and ductile and A/C pipes. The AVK valves comprise all major standards in a selection of different materials to suit most applications.

Product features

- Fixed wedge nut prevents vibrations.
- Guiderrails ensure a smooth opening and closing.
- Large drain hole in bottom of wedge prevent stagnant water inside the wedge.
- Stainless steel stem with rolled threads for high strength, smooth operation, and long life.
- Wedge with vulcanized drinking water approved EPDM according to DVGW-W270 ensures prevention of biofilm build-up.
- Vulcanized EPDM rubber with low permanent compression values that are resistance to normal drinking water disinfections.
- Stop ring around the valve stem forms a firm stop in the opening direction and thus preventing direct contact between the inner coating and the wedge.
- Stem seal with three independent sealing systems adds safety and ensures drop tight sealing and long life.
- A brass bearing keeps the stem in place and ensures easy and smooth operation with a low operation and closing torque.
- Bonnet gasket embedded in a groove prevents gasket blow-out due to pressure surge.
- Bonnet bolts embedded in the bonnet and body casting, sealed with hot melt protects the bolts and prevents corrosion.
- Full bore valve secure unrestricted flow path and low pressure-loss.




Fixed wedge nut prevents corrosion build-up

The fixed wedge nut design is superior in comparison to the loose wedge nut design. The fixed wedge nut design prevents vibrations during valve operation, vibrations that eventually would damage the rubber surface on the wedge and expose the ductile core resulting in corrosion.

Fully vulcanized wedge shoes ensure problem free operation

The wedge shoes are protecting the rubber surface on the wedge during operation as the upstream pressure creates friction between the body and the wedge. The combination of the fixed wedge nut and the guide rails in the body and corresponding wedge shoes, offer a solution that ensures low operation torques and secures long life.



Updated technology and knowhow from AVK Gummi

AVK Gummi A/S is leading within development and production of rubber compounds. During the production process, a number of tests are performed to ensure optimal compression set values and adhesion of the rubber to the wedge core. Besides function and durability test of the rubber compound, AVK Gummi also provides full traceability of all products.

SCAN/CLICK TO SEE
OUR OFFER ONLINE



**01/70-035**

Gate valve, Supa Plus™
coupling, uPVC and PE pipes
Ductile iron
EPDM drinking water
approved
Epoxy coated according to
DIN 30677-2
Clockwise to Close



AVK ref. no.	DN mm	Dd mm	Product PN Class	Theoretical weight/kg	Deliv. code	SAR
01-050-70-016	40	50	PN16	11	C	3,021
01-063-70-016	50	63	PN16	12	C	3,377
01-075-70-016	65	75	PN16	13	C	3,807
01-090-70-0146499	80	90	PN16	15	C	2,248
01-110-70-0146499	100	110	PN16	19	A	3,120
01-125-70-0146499	125	125	PN16	24	C	3,605
01-140-70-0146499	125	140	PN16	26	C	3,891
01-160-70-0146499	150	160	PN16	33	A	3,858
01-200-70-0146499	200	200	PN16	53	C	6,024
01-225-70-0146499	200	225	PN16	61	C	6,456
01-250-70-016	250	250	PN16	103	C	16,863
01-280-70-016	250	280	PN16	106	C	16,367

01/80-0035

Gate valve, EURO socket,
uPVC pipes
Ductile iron
EPDM drinking water
approved
Epoxy coated according to
DIN 30677-2
Clockwise to Close



AVK ref. no.	DN mm	Dd mm	Product PN Class	Theoretical weight/kg	Deliv. code	SAR
01-050-80-014	40	50	PN16	7.0	C	597
01-063-80-014	50	63	PN16	8.0	C	640
01-075-80-014	65	75	PN16	9.0	C	695
01-090-80-0146499	80	90	PN16	12	C	798
01-110-80-0146499	100	110	PN16	15	C	923
01-125-80-0146499	125	125	PN16	19	C	2,628
01-160-80-0146499	150	160	PN16	29	C	2,965
01-200-80-0146499	200	200	PN16	47	C	5,082
01-225-80-0146499	200	225	PN16	50	C	5,082
01-280-80-014	250	280	PN16	95	C	4,888
01-315-80-014	300	315	PN16	123	C	5,827
01-400-80-014	400	400	PN16	246	C	6,973

02/20-003

Gate valve, flanged
Face to face according to EN
558 Table 2 Basic Series 3
Ductile iron
EPDM rubber
Blue epoxy RAL5017 300 my
Clockwise to Close



AVK ref. no.	DN mm	Flange drilling	Theoretical weight/kg	Deliv. code	SAR
02-050-20-014109	50	PN10/16	8.7	A	715
02-065-20-014109	65	PN10/16	11	A	781
02-080-20-014109	80	PN10/16	15	A	911
02-100-20-014109	100	PN10/16	17	A	1,052
02-150-20-014109	150	PN10/16	32	A	1,961
02-200-20-014109	200	PN16	50	A	2,871
02-250-20-014109	250	PN16	82	C	4,684
02-300-20-014107	300	PN16	115	C	6,449
02-350-20-01610	350	PN16	182	C	11,759
02-400-20-01610	400	PN16	194	C	12,125

02/21-001

Gate valve, flanged, WRAS,
stainless steel stem and A4
bolts (AISI316)
Face to face according to EN
558 Table 2 Basic Series 3
Ductile iron
EPDM rubber, WRAS
approved
Blue epoxy RAL5017 300 my
Clockwise to Close



AVK ref. no.	DN mm	Flange drilling	Theoretical weight/kg	Deliv. code	SAR
02-050-21-014109	50	PN10/16	9.0	A	734
02-065-21-014109	65	PN10/16	11	A	881
02-080-21-014109	80	PN10/16	15	A	1,017
02-100-21-014109	100	PN10/16	17	A	1,229
02-125-21-014109	125	PN10/16	23		
02-150-21-014109	150	PN10/16	32	A	1,877
02-200-21-014109	200	PN16	50	A	3,504
02-250-21-014109	250	PN16	83	B	5,501
02-300-21-014107	300	PN16	115	B	7,315
02-350-21-014107	350	PN16	214	C	12,814
02-350-21-01610	350	PN16	198	C	12,814
02-400-21-014107	400	PN16	220	C	13,116
02-400-21-01610	400	PN16	204	A	13,116



02/21-003

Gate valve, flanged, stainless steel stem and A4 bolts (AISI316), 500 my coating
Face to face according to EN 558 Table 2 Basic Series 3
Ductile iron
EPDM rubber
Blue epoxy RAL5017 300 my
Clockwise to Close



AVK ref. no.	DN mm	Flange drilling	Theoretical weight/kg	Deliv. code	SAR
02-050-21-014119	50	PN10/16	9.0	C	737
02-065-21-014119	65	PN10/16	10	C	884
02-080-21-014119	80	PN10/16	15	B	1,194
02-100-21-014119	100	PN10/16	17	C	1,249
02-150-21-014119	150	PN10/16	28	C	2,140
02-200-21-014119	200	PN16	51	C	3,092
02-250-21-014119	250	PN16	82	B	5,516
02-300-21-014117	300	PN16	115	B	7,329
02-350-21-01611	350	PN16	167	C	12,814
02-400-21-01611	400	PN16	204	C	13,185

21/60-008

Gate valve, flanged, replaceable stem seal, stainless steel stem (AISI316), PN25
Face to face according to EN 558 Table 2 Basic Series 3
Ductile iron
EPDM rubber
Blue epoxy RAL5017 300 my
Clockwise to Close



AVK ref. no.	DN mm	Flange drilling	Theoretical weight/kg	Deliv. code	SAR
21-050-60-0761310	50	PN25	17	C	1,552
21-080-60-0741310	80	PN25	18	C	1,653
21-100-60-0741310	100	PN25	29	C	2,825
21-150-60-0741310	150	PN25	53	C	3,550
21-200-60-0741310	200	PN25	86	B	5,668
21-250-60-0761310	250	PN25	140	C	6,621
21-400-60-0761310	400	PN25	320	C	15,520

55/30-003

Gate valve, flanged, by-pass, 250 my coating
Face to face according to EN 558 Table 2 Basic Series 15
Ductile iron
EPDM drinking water approved
Epoxy coated according to DIN 30677-2
Clockwise to Close



AVK ref. no.	DN mm	Flange drilling	Theoretical weight/kg	Deliv. code	SAR
55-450-30-016001	450	PN16	663	C	42,388
55-500-30-016001	500	PN16	693	C	44,032
55-600-30-016001	600	PN16	858	C	57,473

55/30-005

Gate valve, flanged, 200 my coating
Face to face according to EN 558 Table 2 Basic Series 15
Ductile iron
EPDM drinking water approved
Epoxy coated according to DIN 30677-2
Clockwise to Close



AVK ref. no.	DN mm	Flange drilling	Theoretical weight/kg	Deliv. code	SAR
55-450-30-016	450	PN16	633	C	38,728
55-500-30-016	500	PN16	663	C	40,397
55-600-30-016	600	PN16	828	C	53,845

55/34-003

Gate valve, flanged, EN 1074, stainless steel stem (AISI316), bosses for by-pass
Face to face according to EN 558 Table 2 Basic Series 15
Ductile iron
EPDM rubber
Blue epoxy RAL5017 300 my
Clockwise to Close



AVK ref. no.	DN mm	Flange drilling	Theoretical weight / kg	Deliv. code	SAR
55-450-34-01610	450	PN16	633	B	45,383
55-500-34-01610	500	PN16	663	B	46,283
55-600-34-01610	600	PN16	828	B	59,354



55/34-004

Gate valve, flanged, EN 1074,
stainless steel stem
(AISI316), A4 bolts, by-pass
Face to face according to EN
558 Table 2 Basic Series 15
Ductile iron
EPDM rubber
Blue epoxy RAL5017 300 my
Clockwise to Close



AVK ref. no.	DN mm	Flange drilling	Theoretical weight / kg	Deliv. code	SAR
55-450-34-01610301	450	PN16	663	C	45,235
55-500-34-01610301	500	PN16	693	C	47,468
55-600-34-01610301	600	PN16	858	C	58,559

55/71-001

Gate valve, flanged, ISO F16
top flange
Face to face according to EN
558 Table 2 Basic Series 3
Ductile iron
EPDM rubber
Blue epoxy RAL5017 300 my
Clockwise to Close



AVK ref. no.	DN mm	Flange drilling	Theoretical weight / kg	Deliv. code	SAR
55-450-71-01610	450	PN16	565	C	38,000
55-500-71-01610	500	PN16	663	C	40,447
55-600-71-01610	600	PN16	828	C	52,362



54/3132-001

Gate valves, metal seated
Ductile iron
Blue epoxy RAL5017 250 my
Clockwise to Close



AVK ref. no.	DN mm	Operating Direction	Flange drilling	Theoretical weight/kg	Deliv. code	SAR
54-0700-31-1101100	700	CTC	PN16	1416	C	117,220
54-0800-31-1101100	800	CTC	PN16	1766	C	143,003
54-0900-31-1101100	900	CTC	PN16	2317	C	182,172
54-1000-31-1102100	1000	CTC	PN16	3059	C	235,850
54-1100-31-1302100	1100	CTC	PN16	4000	C	361,012

54/3132-007

Gate valves, metal seated,
stainless steel stem (AISI
316) and A4 bolts
Ductile iron
Blue epoxy RAL5017 300 my
Clockwise to Close



AVK ref. no.	DN mm	Operating Direction	Flange drilling	Theoretical weight/kg	Deliv. code	SAR
54-0500-31-1201200	500	CTC	PN16	516		
54-0700-31-1201200	700	CTC	PN16	1416	C	124,191
54-0800-31-1201200	800	CTC	PN16	1766	C	149,153
54-0900-31-1201200	900	CTC	PN16	2317	C	192,089
54-1000-31-1202200	1000	CTC	PN16	3059	C	243,112



75/20-004

Butterfly valve, flanged, free shaft square, ductile iron body and disc (EN-JS1030/GGG40), stainless steel shaft and pin (1.4057)
Face to face according to EN 558 Table 2 Basic Series 13
Ductile iron
EPDM rubber
Blue epoxy RAL5017 300 my
Clockwise to Close
Note: Only for treated water free from solids.



AVK ref. no.	DN mm	Flange drilling	Theoretical weight/kg	Deliv. code	SAR
	600	PN16	300	B	30,084
75-0250-20-205102614400	250	PN16	50	B	6,143
75-0300-20-205102614400	300	PN16	65	A	7,297
75-0350-20-205102614400	350	PN16	95	C	9,080
75-0400-20-205102614400	400	PN16	130	A	14,005
75-0450-20-205102614400	450	PN16	150	C	16,087
75-0500-20-205102614400	500	PN16	200	B	21,153
75-0700-20-205102614400	700	PN16	380	C	40,753
75-0800-20-205102614400	800	PN16	500	C	70,434
75-0900-20-205102614400	900	PN16	660	C	118,898
75-1000-20-205102614400	1000	PN16	900	C	156,350
75-1100-20-205102614400	1100	PN16	988	C	317,434
75-1200-20-205102614400	1200	PN16	1500	C	368,968

75/20-005

Butterfly valve, flanged, free shaft square, ductile iron body (EN-JS1030/GGG40), stainless steel disc, shaft and pin (1.4057)
Face to face according to EN 558 Table 2 Basic Series 13
Ductile iron
EPDM rubber
Blue epoxy RAL5017 300 my
Clockwise to Close
Note: Only for treated water free from solids.



AVK ref. no.	DN mm	Flange drilling	Theoretical weight / kg	Deliv. code	SAR
75-0050-20-201005614400	50	PN10/16	8	B	1,646
75-0065-20-201005614400	65	PN10/16	9	B	1,840
75-0080-20-201005614400	80	PN10/16	11	B	2,036
75-0100-20-201005614400	100	PN10/16	13	A	2,249
75-0150-20-201005614400	150	PN10/16	23	A	3,218
75-0200-20-201002614400	200	PN16	32	A	4,197

75/20-006

Butterfly valve, flanged, free shaft square, ductile iron body (EN-JS1030/GGG40), alu-bronze disc (CC333G) and pin (CW307G), stainless steel shaft (1.4057)
Face to face according to EN 558 Table 2 Basic Series 13
Ductile iron
EPDM rubber
Blue epoxy RAL5017 300 my
Clockwise to Close
Note: Only for treated water free from solids.



AVK ref. no.	DN mm	Flange drilling	Theoretical weight/kg	Deliv. code	SAR
75-0050-20-204205614400	50	PN10/16	8.0	B	1,416
75-0065-20-204205614400	65	PN10/16	9.0	B	1,622
75-0080-20-204205614400	80	PN10/16	11	B	1,563
75-0100-20-204205614400	100	PN10/16	13	B	1,865
75-0150-20-204205614400	150	PN10/16	23	B	2,479
75-0200-20-204202614400	200	PN16	32	B	4,609
75-0250-20-204202614400	250	PN16	50	B	7,532
75-0300-20-204202614400	300	PN16	65	B	7,444
75-0350-20-204202614400	350	PN16	95	C	9,223
75-0400-20-204202614400	400	PN16	130	B	19,715
75-0500-20-204202614400	500	PN16	200	B	28,911
75-0600-20-204202614400	600	PN16	300	B	43,902
75-0700-20-204202614400	700	PN16	380	C	88,114
75-0800-20-204202614400	800	PN16	500	C	110,799
75-0900-20-204202614400	900	PN16	660	C	180,003
75-1000-20-204202614400	1000	PN16	900	C	211,071
75-1100-20-204202614400	1100	PN16	1150	C	473,896
75-1200-20-204202614400	1200	PN16	1300	C	437,942



756/118-026

Double ecc. butterfly valve, IP67 gearbox w. handwheel/pos. ind., SS seal ring/SS-4057 shaft, intgr. seat, A2 fasteners, PN16, small
Face to face according to EN 558 Table 2 Basic Series 14
Ductile iron
EPDM rubber, WRAS approved
Blue epoxy RAL5017 300 my



AVK ref. no.	DN mm	Flange drilling	Theoretical weight/kg	Deliv. code	SAR
756-0150-1-14318	150	PN16	38	C	8,188
756-0200-1-14318	200	PN16	51	C	9,088
756-0250-1-14318	250	PN16	71	C	10,814
756-0300-1-14318	300	PN16	106	C	14,276
756-0350-1-14318	350	PN16	134	C	16,407
756-0400-1-14318	400	PN16	166	C	19,577
756-0450-1-14318	450	PN16	214	C	23,654
756-0500-1-14318	500	PN16	282	C	28,421
756-0600-1-14318	600	PN16	425	C	40,823

Clockwise to Close
Note: Only for treated water free from solids.

756/118-027

Double ecc. butterfly valve, IP67 gearbox w. handwheel/pos. ind., SS seal ring/SS-4057 shaft, intgr. seat, A2 fasteners, PN16, large
Face to face according to EN 558 Table 2 Basic Series 14
Ductile iron
EPDM rubber, WRAS approved
Blue epoxy RAL5017 300 my



AVK ref. no.	DN mm	Flange drilling	Theoretical weight/kg	Deliv. code	SAR
756-0700-1-14318	700	PN16	517	C	73,191
756-0800-1-14318	800	PN16	736	C	88,642
756-0900-1-14318	900	PN16	941	C	111,420
756-1000-1-14318	1000	PN16	1113	C	135,358
756-1200-1-14318	1200	PN16	1678	C	200,296

Clockwise to Close
Note: Only for treated water free from solids.

756/118-028

Double ecc. butterfly valve, IP67 gearbox w. handwheel/pos. ind., SS-316 seat/seal ring, Duplex shaft, A4 fasteners, PN16, small
Face to face according to EN 558 Table 2 Basic Series 14
Ductile iron
EPDM rubber, WRAS approved
Blue epoxy RAL5017 300 my



AVK ref. no.	DN mm	Flange drilling	Theoretical weight/kg	Deliv. code	SAR
756-0150-1-1431807	150	PN16	38	C	8,828
756-0200-1-1431807	200	PN16	51	C	9,809
756-0250-1-1431807	250	PN16	71	C	11,673
756-0300-1-1431807	300	PN16	106	C	15,394
756-0350-1-1431807	350	PN16	134	C	17,704
756-0400-1-1431807	400	PN16	166	C	21,158
756-0450-1-1431807	450	PN16	214	C	25,105
756-0500-1-1431807	500	PN16	282	C	30,220
756-0600-1-1431807	600	PN16	426	C	43,442

Clockwise to Close
Note: Only for treated water free from solids.

756/118-029

Double ecc. butterfly valve, IP67 gearbox w. handwheel/pos. ind., SS-316 seat/seal ring, Duplex shaft, A4 fasteners, PN16, large
Face to face according to EN 558 Table 2 Basic Series 14
Ductile iron
EPDM rubber, WRAS approved
Blue epoxy RAL5017 300 my



AVK ref. no.	DN mm	Flange drilling	Theoretical weight/kg	Deliv. code	SAR
756-0700-1-1431807	700	PN16	517	C	77,277
756-0800-1-1431807	800	PN16	736	C	93,651
756-0900-1-1431807	900	PN16	941	C	116,892
756-1000-1-1431807	1000	PN16	1113	C	142,986
756-1200-1-1431807	1200	PN16	1678	C	210,535

Clockwise to Close
Note: Only for treated water free from solids.



851/42-006

Air venting valve, stainless steel float (AISI316)
Ductile iron
EPDM rubber, WRAS approved
Blue epoxy RAL5017 250 my



Note: This product is not suitable for wastewater application.

AVK ref. no.	DN mm	Product PN Class	Theoretical weight/kg	Deliv. code	SAR
851-025-42-922000	25	PN16	4.0	C	655

851/42-005

Air relief valve, stainless steel float (AISI316)
Ductile iron
EPDM rubber, WRAS approved
Blue epoxy RAL5017 300 my



Note: This product is not suitable for wastewater application.

AVK ref. no.	DN mm	Flange drilling	Theoretical weight/kg	Deliv. code	SAR
851-050-42-122000	50	PN10/16	16	A	2,136
851-080-42-122000	80	PN10/16	17	C	2,211
851-100-42-122000	100	PN10/16	23	A	2,933
851-150-42-122000	150	PN10/16	36	C	3,985
851-200-42-022000	200	PN10	40	C	3,731
851-200-42-122000	200	PN16	40	C	4,863

861/11-001

Anti-slam combination air valve
Ductile iron
EPDM rubber, WRAS approved
AVK coating standard
Note: This product is not suitable for wastewater application.



AVK ref. no.	DN mm	Flange drilling	Product PN Class	Theoretical weight/kg	Deliv. code	SAR
861-0050-11-0111	50	PN16	PN16	7.0	C	3,068
861-0050-11-0911 ⁽¹⁾			PN10	5.0		
861-0080-11-0111	80	PN16	PN16	11	C	3,743
861-0100-11-0111	100	PN16	PN16	14	C	4,595
861-0150-11-0111	150	PN16	PN16	23	C	4,853
861-0200-11-0111	200	PN16	PN16	55	C	8,069
861-0250-11-0111	250	PN16	PN16	101	C	16,514
861-0300-11-0111	300	PN16	PN16	127	C	36,811
861-0350-11-0111	350	PN16	PN16	251	C	41,516
861-0400-11-0111	400	PN16	PN16	304	C	84,876

(1) 2" BSP thread

861/12-001

RFP combination air valve
Ductile iron
EPDM rubber, WRAS approved
AVK coating standard
Note: This product is not suitable for wastewater application.



AVK ref. no.	DN mm	Flange drilling	Product PN Class	Theoretical weight/kg	Deliv. code	SAR
861-0050-12-0111	50	PN16	PN16	7.0	A	2,170
861-0080-12-0111	80	PN16	PN16	11	A	2,912
861-0100-12-0111	100	PN16	PN16	14	A	4,350
861-0150-12-0111	150	PN16	PN16	23	C	5,724
861-0200-12-0111	200	PN16	PN16	55	A	10,989
861-0250-12-0111	250	PN16	PN16	101	C	14,030
861-0300-12-0111	300	PN16	PN16	127	C	27,311
861-0350-12-0111	350	PN16	PN16	251	C	41,506
861-0400-12-0111	400	PN16	PN16	304	C	67,467

861/41-001

Air valve, combination, anti-water hammer
Ductile iron
NBR rubber
AVK coating standard



AVK ref. no.	DN mm	Product PN Class	Theoretical weight/kg	Deliv. code	SAR
861-0050-41-0111 ⁽¹⁾	50/65	PN16	29	C	7,418
861-0080-41-0111	80/100	PN16	40	C	9,964
861-0150-41-0111	150	PN16	78	C	14,668
861-0200-41-0111	200	PN16	82	C	19,308

(1) Equipped with 1 1/2" female connection bend



861/42-001

Air valve, combination
Ductile iron
NBR rubber
AVK coating standard



AVK ref. no.	DN mm	Product PN Class	Theoretical weight/kg	Deliv. code	SAR
861-0050-42-0111 ⁽¹⁾	50/65	PN16	29	C	11,348
861-0080-42-0111	80/100	PN16	40	C	13,064
861-0150-42-0111	150	PN16	78	C	22,884
861-0200-42-0111	200	PN16	82	C	24,489

(1) Equipped with 1 1/2" female connection bend

861/70-001

Ventolo for clean water, A2
Delta Seal GZ fasteners
Ductile iron
NBR rubber
Epoxy Coating



AVK ref. no.	DN mm	Product PN Class	H3 mm	W mm	Deliv. code	SAR
861-0025-70-0911	25	PN 10/16	145	123	C	1,200
861-0025-70-1911	25	PN25	145	123	C	1,200
861-0025-70-2911	25	PN40	145	123	C	1,569

Note: This product is not suitable for wastewater application.

851/41-005

Air relief valve, ABS float
Ductile iron
EPDM rubber
Blue epoxy RAL5017 300 my



AVK ref. no.	DN mm	Flange drilling	Theoretical weight/kg	Deliv. code	SAR
851-050-41-122000	50	PN10/16	16	A	1,672
851-080-41-122000	80	PN10/16	17	A	1,743
851-100-41-122000	100	PN10/16	23	A	2,041
851-150-41-122000	150	PN10/16	36	C	2,957
851-200-41-022000	200	PN10	40	C	2,802
851-200-41-122000	200	PN16	40	C	2,802

Note: This product is not suitable for wastewater application.

851/41-009

Air venting valve, ABS float
Ductile iron
EPDM rubber
Blue epoxy RAL5017 250 my



AVK ref. no.	DN mm	Product PN Class	Theoretical weight/kg	Deliv. code	SAR
851-025-41-922000	25	PN16	4.0	C	457

Note: This product is not suitable for wastewater application.



03/00-010

Service connection valve,
internal thread
Ductile iron
EPDM drinking water
approved
Epoxy coated according to
DIN 30677-2
Clockwise to Close



AVK ref. no.	DN mm	Dd mm	BSP internal	Product PN Class	Theoretical weight/kg	Deliv. code	SAR
03-025-00-0046499	25	25	3/4"	PN16	2.4	C	783
03-032-00-0046499	25	32	1"	PN16	2.4	C	797
03-040-00-0046499	32	40	1 1/4"	PN16	2.6	C	991
03-050-00-001	40	50	1 1/2"	PN16	4.7	C	1,113
03-063-00-001	50	63	2"	PN16	6.4	C	1,246

11/00-010

Service connection valve,
angle, external/internal thread
Ductile iron
EPDM drinking water
approved
Epoxy coated according to
DIN 30677-2
Clockwise to Close



AVK ref. no.	DN mm	Dd mm	BSP internal. ISO 228 G, inch	BSP external. EN10226 R, inch	Product PN Class	Theoretical weight/kg	Deliv. code	SAR
11-032-00-0046499	25	32	1"	1 1/4"	PN16	2.3	C	737
11-040-00-0046499	32	40	1 1/4"	2"	PN16	2.9	C	740
11-050-00-006	40	50	1 1/2"	2"	PN16	4.9	C	1,093
11-063-00-006	50	63	2"	2"	PN16	5.6	C	1,145

11/30-010

Service connection valve,
angle, external thread/tensile
socket end
Ductile iron
EPDM drinking water
approved
Epoxy coated according to
DIN 30677-2
Clockwise to Close



AVK ref. no.	DN mm	Dd mm	BSP external	Product PN Class	Theoretical weight/kg	Deliv. code	SAR
11-032-30-0046499	25	32	1 1/4"	PN16	2.5	C	1,416
11-035-30-0046499	25	32	2"	PN16	2.5	C	1,499
11-040-30-0046499	32	40	2"	PN16	3.1	C	1,491
11-041-30-0046499	32	40	1 1/4"	PN16	3.1	C	1,491
11-042-30-0046499	32	40	1 1/2"	PN16	3.1	C	1,504
11-050-30-006	40	50	2"	PN16	5.7	C	1,092
11-063-30-006	50	63	2"	PN16	6.6	C	1,316

AVK CONTROL VALVES


SMART PRESSURE MANAGEMENT

AVK offers a wide range of control valves used for pressure reducing, pressure sustaining, flow maintaining, pressure relief and modulating level control, all with one thing in common, the consistently high quality in design and materials.


AVK control valves operate by means of the water pressure in the pipeline and are therefore a cost effective non energy consuming valve. All valves are auto adaptive meaning they react automatically to the different boundaries or pre-set conditions. In addition, the valves can be fitted with or interact with other electronic devices to be a part of an intelligent system.

The most common types of control valves are PRV and PSV valves:

- A pressure reducing control valve (PRV) automatically reduces a higher inlet pressure to a lower outlet pressure regardless of changes in flow rate or inlet pressure
- A pressure sustaining control valve (PSV) automatically maintains a minimum pre-set inlet pressure regardless of changes in flow rate



The application of AVK control valves are vast, and we at AVK are committed to assist you in finding the right solution. Therefore, our product manager team is ready to assistance with sizing and layout according to your needs and specifications.



Design features of the main valve

- Main valve design in ductile iron casting with fusion bonded epoxy coating to the highest standards
- The uniquely designed diaphragm secures fast reaction to changes in pressure
- Diaphragm in drinking water-approved EPDM
- Parabolic plug design provides precise regulation and stability at low flow. Further more, it reduces noise and vibration
- Lifted seat design prevents damage inside the valve body caused by cavitation. For extreme flow and pressure conditions an anti-cavitation trim can be installed

Feature of the pilot system

- All AVK pilot systems enable easy fitting or changeover of the valve application without replacing the main valve
- Pilot systems are always offered in stainless steel 304 or 316 and provides independent adjustment of pilots controlling pressure pre-set values

SCAN/CLICK TO SEE
OUR OFFER ONLINE



**879/000X99-001**

Control valve, pressure reducing, reduced bore, SS-304/DI trim, SS-304 pilot, brass fittings/accs., protected pos. ind.

Face to face according to EN 558 Table 2 Basic Series 1

Ductile iron

EPDM rubber, WRAS approved

Blue epoxy RAL5017 300 my

Note: This product is not suitable for sewage application.



AVK ref. no.	DN mm	Flange drilling	Pilot range bar	Theoretical weight/kg	Deliv. code	SAR
879-0065-00-14400059999	65	PN16	2-15	20	C	12,407
879-0065-00-144000599A0 ⁽¹⁾	65	PN16	2-15	20		
879-0080-00-14400059999	80	PN16	2-15	23	C	14,124
879-0080-00-144000599A0 ⁽¹⁾	80	PN16	2-15	23		
879-0100-00-14400059999	100	PN16	2-15	28	C	14,982
879-0125-00-14400059999	125	PN16	2-15	32	C	15,112
879-0150-00-14400059999	150	PN16	2-15	45	C	17,183
879-0200-00-14400059999	200	PN16	2-15	95	C	28,228
879-0250-00-14400059999	250	PN16	2-15	156	C	36,586
879-0300-00-14400059999	300	PN16	2-15	220	C	47,127
879-0350-00-14400059999	350	PN16	2-15	323	C	58,844
879-0400-00-14400059999	400	PN16	2-15	494	C	93,358
879-0450-00-14400059999	450	PN16	2-15	641	C	104,851
879-0500-00-14400059999	500	PN16	2-15	931	C	144,086
879-0600-00-14400059999	600	PN16	2-15	1268	C	183,731

⁽¹⁾ Incl. position indicator

879/100X99-001

Control valve, pressure reducing, full bore, SS-304/DI trim, SS-304 pilot, brass fittings/accs., PN16

Face to face according to EN 558 Table 2 Basic Series 1

Ductile iron

EPDM rubber, WRAS approved

Blue epoxy RAL5017 300 my

Note: This product is not suitable for sewage application.



AVK ref. no.	DN mm	Flange drilling	Pilot range bar	Deliv. code	SAR
879-0050-10-14400059999	50	PN16	2-15	C	12,930
879-0065-10-14400059999	65	PN16	2-15	C	13,471
879-0080-10-14400059999	80	PN16	2-15	C	14,310
879-0100-10-14400059999	100	PN16	2-15	C	15,952
879-0150-10-14400059999	150	PN16	2-15	C	26,829
879-0200-10-14400059999	200	PN16	2-15	C	34,179
879-0250-10-14400059999	250	PN16	2-15	C	43,415
879-0300-10-14400059999	300	PN16	2-15	C	54,329
879-0350-10-14400059999	350	PN16	2-15	C	93,265
879-0400-10-14400059999	400	PN16	2-15	C	97,612
879-0450-10-14400059999	450	PN16	2-15	C	137,631
879-0500-10-14400059999	500	PN16	2-15	C	165,149
879-0600-10-14400059999	600	PN16	2-15	C	236,660

854/00-001

Float valve, balanced equilibrium, PP float

Blue epoxy RAL5017 250 my

Note: This product is not suitable for sewage application.



AVK ref. no.	DN mm	Flange drilling	Theoretical weight/kg	Deliv. code	SAR
854-050-00-1001	50	PN16	16	C	8,001
854-080-00-1001	80	PN16	22	C	9,012
854-100-00-1001	100	PN16	33	C	12,915
854-150-00-1001	150	PN16	66	C	13,671
854-200-00-1001	200	PN16	118	C	24,632
854-250-00-1001	250	PN16	184	C	27,354
854-300-00-1001	300	PN16	260	C	43,513

854/00-002

Balanced equilibrium float valve, stainless steel float (AISI316)

Blue epoxy RAL5017 250 my

Note: This product is not suitable for sewage application.



AVK ref. no.	DN mm	Flange drilling	Theoretical weight/kg	Deliv. code	SAR
854-050-00-1311	50	PN16	21	C	16,245
854-080-00-1311	80	PN16	30	C	16,333
854-100-00-1311	100	PN16	40	C	20,674
854-150-00-1311	150	PN16	74	C	19,767
854-200-00-1311	200	PN16	111	C	32,279
854-250-00-1311	250	PN16	169	C	45,823
854-300-00-1311	300	PN16	239	C	55,580



41/00-001

Check valve, swing, free shaft end
Face to face dimension according to ANSI B16.10
Ductile iron
EPDM rubber, WRAS approved
Blue epoxy RAL5017 300 my



AVK ref. no.	DN mm	Flange drilling	Theoretical weight/kg	Deliv. code	SAR
41-050-00-0480106	50	CLASS 150	13	C	2,278
41-080-00-0480106	80	CLASS 150	20	B	5,248
41-100-00-0480106	100	CLASS 150	25	C	6,063
41-150-00-0480106	150	CLASS 150	51	C	2,697
41-200-00-0480106	200	CLASS 150	83	C	5,055
41-250-00-0480106	250	CLASS 150	183	C	8,661
41-300-00-0480106	300	CLASS 150	231	C	15,011

41/20-003

Check valve, swing, free shaft end
Face to face according to EN 558 Table 2 Basic Series 10
Ductile iron
EPDM rubber, WRAS approved
Blue epoxy RAL5017 300 my



AVK ref. no.	DN mm	Flange drilling	Theoretical weight/kg	Deliv. code	SAR
41-050-20-0180106	50	PN10/16	14	C	2,065
41-080-20-0180106	80	PN10/16	17	A	3,034
41-100-20-0180106	100	PN10/16	22	A	2,800
41-150-20-0180106	150	PN10/16	42	A	4,167
41-200-20-0180106	200	PN16	67	A	6,204
41-250-20-0180106	250	PN16	161	C	11,492
41-300-20-0180106	300	PN16	238	C	13,410

41/D-001

Lever and weight kit for check valves
Ductile iron
Epoxy coated according to DIN 30677-2 and AVK guidelines



AVK ref. no.	DN/DN	Theoretical weight/kg	Deliv. code	SAR
41-080-23-000	50 - 80	2.8	A	118
41-100-23-000	100 - 100	2.9	A	119
41-150-23-000	125 - 150	5.6	A	192
41-200-23-000	200 - 200	5.7	A	203
41-300-23-000	250 - 300	13	A	404

41/36-001

Check valve, swing, metal seated, lever and weight
Face to face according to EN 558 Table 2 Basic Series 48
Ductile iron
EPDM rubber
Epoxy coated according to DIN 30677-2 and AVK guidelines



AVK ref. no.	DN mm	Flange drilling	Theoretical weight/kg	Deliv. code	SAR
41-350-36-00800	350	PN10	257	C	31,207
41-350-36-01800	350	PN16	257	C	31,207
41-400-36-00800	400	PN10	345	C	37,044
41-400-36-01800	400	PN16	345	C	37,044
41-450-36-00800	450	PN10	477	C	49,706
41-450-36-01800	450	PN16	477	C	49,706
41-500-36-00800	500	PN10	637	C	59,050
41-500-36-01800	500	PN16	637	C	59,050
41-600-36-00800	600	PN10	851	C	73,784
41-600-36-01800	600	PN16	851	C	73,784

41/36-002

Check valve, swing, metal seated, lever and weight, stainless steel stem (AISI316)
Face to face according to EN 558 Table 2 Basic Series 10
Ductile iron
EPDM rubber, WRAS approved
Blue epoxy RAL5017 300 my



AVK ref. no.	DN mm	Flange drilling	Theoretical weight/kg	Deliv. code	SAR
41-050-36-0180106	50	PN10/16	13	C	2,992
41-080-36-0180106	80	PN10/16	19	C	3,158
41-100-36-0180106	100	PN10/16	24	C	3,367
41-150-36-0180106	150	PN10/16	42	C	5,359
41-200-36-0180106	200	PN16	74	C	6,505
41-250-36-0180106	250	PN16	140	C	18,107
41-300-36-0180106	300	PN16	195	C	21,191



41/36-003

Check valve, swing, metal seated, lever and weight, stainless steel stem (AISI316)
Face to face according to EN 558 Table 2 Basic Series 48
Ductile iron
EPDM rubber, WRAS approved
Blue epoxy RAL5017 300 my



AVK ref. no.	DN mm	Flange drilling	Theoretical weight/kg	Deliv. code	SAR
41-350-36-0180106	350	PN16	257	C	32,302
41-400-36-0180106	400	PN16	345	C	40,075
41-450-36-0180106	450	PN16	477	C	50,657
41-500-36-0180106	500	PN16	637	C	63,057
41-600-36-0180106	600	PN16	851	C	76,770

53/30-005

Check valve, ball, BSP thread
Ductile iron
NBR rubber
AVK coating standard



AVK ref. no.	DN mm	BSP thread Inch	Product PN Class	Theoretical weight/kg	Deliv. code	SAR
53-032-30-9007	32	1¼"	PN10	2.0	C	623
53-040-30-9007	40	1½"	PN10	2.0	C	630
53-050-30-9007	50	2"	PN10	3.0	C	780

53/35-003

Check valve, ball, flanged
Face to face according to EN 558 Table 2 Basic Series 48
Ductile iron
NBR rubber
AVK coating standard



AVK ref. no.	DN mm	Flange drilling	Product PN Class	Theoretical weight/kg	Deliv. code	SAR
53-050-35-1007	50	PN10/16	PN10	7.5	C	817
53-065-35-1007	65	PN10/16	PN10	10	C	1,126
53-080-35-1007	80	PN10/16	PN10	12	C	1,557
53-100-35-1007	100	PN10/16	PN10	16	C	2,462
53-150-35-1007	150	PN10/16	PN10	32	C	3,527
53-200-35-0007	200	PN10	PN10	68	C	6,713
53-200-35-1007	200	PN16	PN10	68	C	8,527
53-250-35-0007	250	PN10	PN10	93	C	11,315
53-250-35-1007	250	PN16	PN10	93	C	14,494
53-300-35-1007	300	PN16	PN10	124	C	16,019
53-400-35-1007	400	PN16	PN10	416	C	34,721

641/01-004

Check valve, single door recoil
Ductile iron
EPDM rubber, WRAS approved
Blue epoxy RAL5017 250 my



AVK ref. no.	DN mm	Flange drilling	Theoretical weight/kg	Deliv. code	SAR
641-0700-01-100000	700	PN16	1571	C	136,454
641-0800-01-100000	800	PN16	1858	C	178,221
641-0900-01-100000	900	PN16	1900	C	187,361
641-1000-01-100000	1000	PN16	3800	C	297,172



8055/004-000
Water meter box, NWC




AVK ref. no.	Theoretical weight / kg	Deliv. code	SAR
8055-050-0000410	2.5	C	259



10/00-001

Tapping saddle for PVC and PE pipes, stainless steel bend
 Ductile iron
 EPDM rubber
 AVK coating standard



AVK ref. no.	DN mm	D mm	BSP thread Inch	Theoretical weight/kg	Deliv. code	SAR
10-050-00-011	40	50	1"	1.4	C	195
10-050-40-011	40	50	3/4"	1.4	C	288
10-063-00-011	50	63	1"	0.8	C	302
10-063-10-011	50	63	1 1/4"	1.5	C	272
10-063-20-011	50	63	1 1/2"	1.5	C	340
10-063-30-011	50	63	2"	1.5	C	272
10-063-40-011	50	63	3/4"	1.5	C	340
10-075-00-011	65	75	1"	2.1	C	298
10-075-10-011	65	75	1 1/4"	2.1	C	334
10-075-20-011	65	75	1 1/2"	2.1	C	290
10-075-30-011	65	75	2"	2.1	C	233
10-075-40-011	65	75	3/4"	2.1	C	364
10-090-00-011	80	90	1"	2.3	C	350
10-090-10-011	80	90	1 1/4"	2.3	C	331
10-090-20-011	80	90	1 1/2"	2.5	C	400
10-090-30-011	80	90	2"	2.3	C	309
10-090-40-011	80	90	3/4"	2.3	C	400
10-110-00-011	100	110	1"	3.4	C	466
10-110-10-011	100	110	1 1/4"	3.4	C	432
10-110-20-011	100	110	1 1/2"	3.4	C	449
10-110-30-011	100	110	2"	3.4	C	372
10-110-40-011	100	110	3/4"	3.4	C	391
10-125-00-011	125	125	1"	3.5	C	516
10-125-10-011	125	125	1 1/4"	3.5	C	516
10-125-20-011	125	125	1 1/2"	3.5	C	516
10-125-30-011	125	125	2"	3.5	C	516
10-125-40-011	125	125	3/4"	3.5	C	516
10-140-00-011	125	140	1"	5.2	C	606
10-140-10-011	125	140	1 1/4"	5.2	C	606
10-140-20-011	125	140	1 1/2"	5.2	C	606
10-140-30-011	125	140	2"	5.2	C	606
10-140-40-011	125	140	3/4"	5.2	C	606
10-160-00-011	150	160	1"	5.8	C	519
10-160-10-011	150	160	1 1/4"	5.8	C	596
10-160-20-011	150	160	1 1/2"	5.8	C	505
10-160-30-011	150	160	2"	6.4	C	536
10-160-40-011	150	160	3/4"	5.7	C	526
10-180-00-011	150	180	1"	6.5	C	812
10-180-10-011	150	180	1 1/4"	6.5	C	812
10-180-20-011	150	180	1 1/2"	7.0	C	812
10-180-30-011	150	180	2"	7.0	C	812
10-180-40-011	150	180	3/4"	7.0	C	812
10-200-00-011	200	200	1"	8.7	C	812
10-200-10-011	200	200	1 1/4"	8.7	C	924
10-200-20-011	200	200	1 1/2"	8.7	C	744
10-200-30-011	200	200	2"	8.7	C	571
10-200-40-011	200	200	3/4"	10	C	1,047
10-225-00-011	200	225	1"	9.9	C	931
10-225-10-011	200	225	1 1/4"	9.5	C	870
10-225-20-011	200	225	1 1/2"	9.5	C	898
10-225-30-011	200	225	2"	9.9	C	1,065
10-225-40-011	200	225	3/4"	10	C	1,161
10-250-00-011	250	250	1"	10	C	954
10-250-10-011	250	250	1 1/4"	10	C	1,093
10-250-20-011	250	250	1 1/2"	10	C	1,194
10-250-30-011	250	250	2"	10	C	969
10-250-40-011	250	250	3/4"	10	C	1,194
10-280-00-011	250	280	1"	4.2	C	1,342
10-280-10-011	250	280	1 1/4"	4.2	C	1,479
10-280-20-011	250	280	1 1/2"	4.2	C	1,479
10-280-30-011	250	280	2"	4.2	C	1,342
10-280-40-011	250	280	3/4"	4.2	C	1,479
10-315-00-011	300	315	1"	4.4	C	1,316
10-315-10-011	300	315	1 1/4"	4.4	C	1,270
10-315-20-011	300	315	1 1/2"	4.4	C	1,337
10-315-30-011	300	315	2"	4.4	C	1,651



Tapping Saddles

AVK ref. no.	DN mm	D mm	BSP thread Inch	Theoretical weight/kg	Deliv. code	SAR
10-315-40-011	300	315	3/4"	4.4	C	1,670

730/4-01

Universal tapping saddle,
excl. stirrup
Ductile iron
EPDM rubber
Epoxy coated according to
DIN 30677-2 and AVK
guidelines



AVK ref. no.	DN/DN	BSP thread Inch	Theoretical weight/kg	Deliv. code	SAR
730-4-050-100	50 - 200	1/2"	1.2	C	239
730-4-050-200	50 - 200	3/4"	1.2	C	187
730-4-050-300	50 - 200	1"	1.2	C	187
730-4-050-400	50 - 200	1 1/4"	1.2	C	187
730-4-050-500	50 - 200	1 1/2"	1.2	C	161
730-4-060-300	50 - 200	1"	1.2	C	220
730-4-060-400	50 - 200	1 1/4"	1.2	C	187
730-4-080-100	80 - 300	1/2"	2.6	C	282
730-4-080-300	80 - 300	1"	2.6	C	204
730-4-080-400	80 - 300	1 1/4"	2.6	C	210
730-4-080-500	80 - 300	1 1/2"	2.6	C	204
730-4-080-600	80 - 300	2"	2.6	C	238
730-4-085-300	80 - 300	1"	2.6	C	224
730-4-085-400	80 - 300	1 1/4"	2.6	C	224
730-4-085-500	80 - 300	1 1/2"	2.0	C	204
730-4-085-600	80 - 300	2"	2.0	A	224

730/6-001

Stainless steel stirrup
(AISI304) for universal
tapping saddles
Stainless steel



AVK ref. no.	DN mm	T mm	Theoretical weight/kg	Deliv. code	SAR
730-6-088-021	50	50 - 88	0.9	C	239
730-6-118-021	80	88 - 118	0.9	C	282
730-6-133-021	100	105 - 133	1.0	C	290
730-6-159-021	125	133 - 159	1.0	C	299
730-6-186-021	150	156 - 186	1.0	A	307
730-6-216-021	175	186 - 216	1.1	C	327
730-6-244-021	200	210 - 244	1.1	C	317
730-6-298-021	250	265 - 298	1.2	A	365
730-6-330-021	275	299 - 330	1.3	C	374
730-6-345-021	300	315 - 345	1.3	C	382



772/7172-001

AVK channel penstock with non-rising stem (AISI 304), for embedding in concrete
Stainless steel
EPDM rubber



AVK ref. no.	Size mm	Theoretical weight/kg	Deliv. code	SAR
772-02000200-71-651001	200 - 200	16	C	14,963
772-03000300-71-651001	300 - 300	22	C	17,575
772-04000400-71-651001	400 - 400	28	C	19,627
772-05000500-71-651001	500 - 500	35	C	22,668
772-06000600-71-651001	600 - 600	53	C	26,381
772-07000700-71-651001	700 - 700	64	C	30,206
772-08000800-71-651001	800 - 800	75	C	34,068
772-09000900-71-651001	900 - 900	93	C	40,915
772-10001000-71-651001	1000 - 1000	107	C	46,008
772-11001100-71-751001	1100 - 1100	146	C	52,332
772-12001200-71-751001	1200 - 1200	179	C	56,941
772-13001300-71-751001	1300 - 1300	198	C	68,470
772-14001400-71-751001	1400 - 1400	218	C	80,933
772-15001500-71-751021	1500 - 1500	252	C	90,485

772/61-001

AVK wall penstock with non-rising stem (AISI304), closed frame for wall mounting
Stainless steel
EPDM rubber



AVK ref. no.	Size mm	Theoretical weight/kg	Deliv. code	SAR
772-02000200-61-521001	200 - 200	16	C	12,986
772-03000300-61-521001	300 - 300	23	C	14,478
772-04000400-61-521001	400 - 400	41	C	18,023
772-05000500-61-521001	500 - 500	52	C	20,392
772-06000600-61-521001	600 - 600	67	C	23,004
772-07000700-61-521001	700 - 700	80	C	27,407
772-08000800-61-521001	800 - 800	96	C	29,907
772-09000900-61-521001	900 - 900	147	C	45,206
772-10001000-61-521001	1000 - 1000	168	C	49,254
772-11001100-61-221021 ⁽¹⁾	1100 - 1100	209	C	58,993
772-12001200-61-221021 ⁽¹⁾	1200 - 1200	242	C	70,672

⁽¹⁾ With wormgear

**258/30-004**

Coupling, steel and PVC pipes, WRAS
Steel
EPDM rubber
Blue epoxy RAL5017 300 my
Note: Other pipe material and pipe OD sizes can be accommodated. Further information is available on request



Deliv.
code

258/30-016

Dedicated coupling for ductile iron pipes, stainless steel bolts A4 (AISI316)
Steel
EPDM rubber
Blue epoxy RAL5017 300 my
Note: Other pipe material and pipe OD sizes can be accommodated. Further information is available on request



AVK ref. no.	Product PN Class	Theoretical weight/kg	DP Nom. O.D. mm	Deliv. code	SAR
258-30-0406-13000001	PN16	32	406	C	4,498
258-30-0429-13000001	PN16	33	429	C	4,498
258-30-0480-13000001	PN16	36	480	C	4,841
258-30-0508-13000001	PN16	38	508		
258-30-0532-13000001	PN16	39	532	C	5,121
258-30-0620-13000001	PN16	42	620		
258-30-0635-13000001	PN16	44	635	C	5,411
258-30-0738-13000001	PN16	51	738	C	5,957
258-30-0868-13000001	PN16	57	868	C	6,726
258-30-0945-13000001	PN16	86	945	C	7,512
258-30-1126-13000001	PN16	78	1126		

258/30-019

Dedicated coupling for steel and PVC pipes, stainless steel bolts A4 (AISI316)
Steel
EPDM rubber
Blue epoxy RAL5017 300 my
Note: Other pipe material and pipe OD sizes can be accommodated. Further information is available on request



Deliv.
code

259/33-002

Fabricated, stepped, non-tensile coupling for all pipe types with water, PN16, A4 bolts/A4 nuts
Steel
EPDM rubber
Blue epoxy RAL5017 300 my
Note: Other pipe material and pipe OD sizes can be accommodated. Further information is available on request



AVK ref. no.	Product PN Class	Dd1 mm	Dd2 mm	Theoretical weight/kg	Deliv. code	SAR
259-33-0480-0468-01	PN16	480	468	36	C	6,849
259-33-0507-0480-01	PN16	507	480	40	C	7,000
259-33-0532-0508-01	PN16	532	508	47	C	7,345
259-33-0545-0532-01	PN16	545	532	42	C	7,600
259-33-0725-0715-01	PN16	725	715	53	C	8,729
259-33-0729-0712-01	PN16	729	712	53	C	8,904
259-33-0840-0821-01	PN16	840	821	60	C	9,844
259-33-0945-0915-01	PN16	945	915	85	C	9,803
259-33-1255-1228-01	PN16	1255	1228	94	C	9,945

259/36-002

Dedicated step coupling, for ductile iron pipes, grade 8.8 sheraplex coated steel bolts
Steel
EPDM rubber
Blue epoxy RAL5017 300 my
Note: Other pipe material and pipe OD sizes can be accommodated. Further information is available on request



AVK ref. no.	Product PN Class	Dd1 mm	Dd2 mm	Theoretical weight/kg	Deliv. code	SAR
259-36-0480-0468-01	PN16	480	468	36	C	5,832
259-36-0507-0480-01	PN16	507	480	40	C	6,000
259-36-0545-0532-01	PN16	545	532	42	C	6,828
259-36-0725-0715-01	PN16	725	715	53	C	7,404
259-36-0729-0712-01	PN16	729	712	53	C	7,552
259-36-0840-0821-01	PN16	840	821	60	C	8,518
259-36-0945-0915-01	PN16	945	915	85	C	8,209
259-36-1255-1228-01	PN16	1255	1228	94	C	9,014



260/30-014

Flange adaptor for ductile iron pipes, grade 8.8 sheraplex coated steel bolts, PN16

Steel
EPDM rubber

Blue epoxy RAL5017 300 my

Note: Other pipe material and pipe OD sizes can be accommodated. Further information is available on request



AVK ref. no.	DN mm	Pipe diam. mm	Flange drilling	Theoretical weight/kg	Deliv. code	SAR
260-30-0429-16020001	400	429	PN16	39	C	5,463
260-30-0480-16030001	450	480	PN16	44	C	5,964
260-30-0532-16040001	500		PN16	53	C	7,062
260-30-0635-16050001	600		PN16	73	C	8,019
260-30-0738-16060001	700		PN16	78	C	8,231
260-30-0842-16070001	800	842	PN16	89	C	9,681
260-30-0945-16080001	900		PN16	98	C	10,273
260-30-1048-16090001	1000	1048	PN16	142	C	13,042
260-30-1228-16110001	1200	1228	PN16	297	C	19,258

601/A-005

Supa® straight coupling, for cast iron, ductile iron, steel, PVC, AC and copper pipes, sheraplex coated steel bolts

Ductile iron
EPDM rubber, WRAS approved

Epoxy coated according to DIN 30677-2



AVK ref. no.	DN mm	Product PN Class	Seal range mm	Theoretical weight/kg	Deliv. code	SAR
601-063-000-4100	40	PN16	46-63	2.9	B	267
601-074-000-4100	50	PN16	57-74	2.9	C	273
601-085-000-4100	65	PN16	68-85	4.3	C	498
601-106-000-4100	80	PN16	84-106	4.9	A	382
601-119-000-4100	100	PN16	99-119	5.2	A	425
601-133-000-4100	100	PN16	109-133	6.0	A	430
601-157-000-4100	125	PN16	132-157	6.5	B	521
601-183-000-4100	150	PN16	157-183	8.0	A	565
601-201-000-4100	150	PN16	176-201	9.0	C	562
601-215-000-4100	175	PN16	193-215	10	A	698
601-242-000-4100	200	PN16	218-242	12	A	809
601-268-000-4100	225	PN16	242-268	17	B	1,006
601-292-000-4100	250	PN16	266-292	19	A	1,135
601-306-000-4100	250	PN16	280-306	15	C	1,671
601-327-000-4100	300	PN16	301-327	21	A	1,266
601-350-000-4100	300	PN16	324-350	23	A	1,377
601-378-000-4100	350	PN16	352-378	24	B	1,846
601-396-000-4100	350	PN16	372-397	20	C	1,398
601-410-000-4100	350	PN16	384-410	25	B	1,865
601-436-000-4100	400	PN16	410-436	28	B	1,965
601-462-000-4100	400	PN16	436-462	29	C	1,658

601/A-023

Supa® straight coupling, for cast iron, ductile iron, steel, PVC, AC and copper pipes, stainless steel bolts A4 (AISI316)

Ductile iron
EPDM rubber, WRAS approved

Blue epoxy RAL5017 300 my



AVK ref. no.	DN mm	Product PN Class	D mm	Theoretical weight/kg	Deliv. code	SAR
601-063-000-4312	40	PN16	46-63	3.3	C	312
601-074-000-4312	50	PN16	57-74	3.0	B	320
601-085-000-4312	65	PN16	68-85	3.6	B	409
601-106-000-4312	100	PN16	84-106	4.5	B	464
601-119-000-4312	100	PN16	99-119	5.3	B	512
601-133-000-4312	100	PN16	109-133	5.6	B	532
601-157-000-4312	125	PN16	132-157	6.4	C	614
601-183-000-4312	150	PN16	157-183	8.3	A	681
601-201-000-4312	150	PN16	176-201	9.8	C	980
601-215-000-4312	200	PN16	193-215	9.3	B	816
601-242-000-4312	200	PN16	218-242	13	B	929
601-268-000-4312	225	PN16	242-268	16	B	1,181
601-292-000-4312	250	PN16	266-292	17	B	1,383
601-306-000-4312	250	PN16	280-306	18	C	1,445
601-327-000-4312	300	PN16	301-327	19	A	1,509
601-350-000-4312	300	PN16	324-350	21	B	1,620
601-378-000-4312	350	PN16	352-378	24	B	2,183
601-396-000-4312	350	PN16	372-397	25	C	1,744
601-410-000-4312	350	PN16	384-410	28	B	2,194
601-436-000-4312	400	PN16	410-436	29	B	2,303
601-462-000-4312	400	PN16	436-462	28	C	1,977

**602/1-001**

Supa® step coupling, for cast iron, ductile iron, steel, PVC, AC and copper pipes, grade 8.8 sheraplex coated steel bolts
Ductile iron
EPDM rubber, WRAS approved
Epoxy coated according to DIN 30677-2



AVK ref. no.	DN mm	Seal range mm	Seal range 2 mm	Theoretical weight/kg	Deliv. code	SAR
602-063-074-4100	50	46-63	57-74	3.2	C	475
602-063-085-4100	50	46-63	68-85	4.2	C	405
602-074-085-4100	75	57-74	68-85	4.2	C	482
602-074-106-4100	80	57-74	84-106	4.5	C	439
602-085-106-4100	80	68-85	84-106	4.9	C	478
602-106-119-4100	100	84-106	99-119	5.3	C	577
602-106-133-4100	100	84-106	109-133	5.3	C	511
602-119-133-4100	100	99-119	109-133	5.6	C	662
602-119-157-4100	125	99-119	132-157	6.4	C	591
602-133-157-4100	125	109-133	132-157	7.2	C	858
602-133-183-4100	150	109-133	157-183	7.4	C	766
602-157-183-4100	150	132-157	157-183	7.7	C	741
602-183-201-4100	150	157-183	176-201	10	C	841
602-201-215-4100	175	176-201	193-215	9.6	C	1,020
602-201-242-4100	200	176-201	218-242	14	C	966
602-215-242-4100	200	193-215	218-242	11	C	1,100
602-215-268-4100	225	193-215	242-268	16	C	1,137
602-242-268-4100	225	218-242	242-268	14	C	1,887
602-268-292-4100	250	242-268	266-292	15	C	1,808
602-292-306-4100	300	266-292	280-306	20	C	1,452
602-292-327-4100	300	266-292	301-327	20	C	1,561
602-327-350-4100	300	301-327	324-350	17	C	1,672
602-327-378-4100	350	301-327	352-378	19	C	1,906
602-350-378-4100	350	324-350	352-378	20	C	3,277
602-378-396-4100	375	352-378	372-397	26	C	3,465
602-396-410-4100	400	372-397	384-410	26	C	3,134
602-410-436-4100	400	384-410	410-436	22	C	2,882
602-436-462-4100	400	410-436	436-462	23	C	3,904

602/3-001

Supa® step coupling, for cast iron, ductile iron, steel, PVC, AC and copper pipes, stainless steel bolts A4 (AISI316)
Ductile iron
EPDM rubber, WRAS approved
Epoxy coated according to DIN 30677-2



AVK ref. no.	DN/DN	Product PN Class	DN1 mm	DN2 mm	Theoretical weight/kg	Deliv. code	SAR
602-074-085-4312	50-65	PN16	57-74	68-85	4.0	C	482
602-085-106-4312	65-80	PN16	68-85	84-106	4.5	C	515
602-106-119-4312	80-100	PN16	84-106	99-119	5.2	C	577
602-119-133-4312	80-100	PN16	99-119	109-133	5.6	C	693
602-133-183-4312	100-150	PN16	109-133	157-183	8.1	C	887
602-157-183-4312	125-150	PN16	132-157	157-183	7.8	C	920
602-183-201-4312	150-150	PN16	157-183	176-201	11	C	906
602-201-215-4312	150-175	PN16	176-201	193-215	11	C	1,020
602-215-242-4312	175-200	PN16	193-215	218-242	14	C	1,212
602-215-268-4312	175-200	PN16	193-215	242-268	16	C	1,406
602-242-268-4312	200-225	PN16	218-242	242-268	16	C	1,795
602-268-292-4312	225-250	PN16	242-268	266-292	17	C	1,949
602-327-350-4312	300-300	PN16	301-327	324-350	22	C	2,455
602-327-378-4312	300-350	PN16	301-327	352-378	28	C	2,516
602-378-396-4312	350-400	PN16	352-378	372-397	26	C	3,135
602-396-410-4312	400-400	PN16	372-397	384-410	26	C	3,134
602-436-462-4312	400-400	PN16	410-436	436-462	29	C	3,904



603/A-4100

Supa® flanged adapter, for cast iron, ductile iron, steel, PVC, AC and copper pipes, grade 8.8 sheraplex coated steel bolts. Flange w/ multi-drilling

Ductile iron
EPDM rubber, WRAS approved
Epoxy coated according to DIN 30677-2



AVK ref. no.	DN mm	Seal range mm	Flange drilling	Theoretical weight/kg	Deliv. code	SAR
603-063-000-4100	40/50	46-63	PN10/16	3.8	C	258
603-074-000-4100	50	57-74	PN10/16	3.9	A	305
603-085-000-4100	50/65	68-85	PN10/16	4.2	A	327
603-106-001-4100	80/100	84-106	PN10/16	5.7	C	354
603-119-000-4100	100	99-119	PN10/16	5.6	A	399
603-133-000-4100	100	109-133	PN10/16	5.8	A	421
603-157-000-4100	125/150	132-157	PN10/16	8.3	C	484
603-183-000-4100	150	157-183	PN10/16	9.3	A	571
603-201-000-4100	150	176-201	PN10/16	11	C	590
603-215-000-4100	200	193-215	PN10/16	12	A	724
603-242-000-4100	200	218-242	PN10/16	13	A	774
603-268-000-4100	250	242-268	PN10/16	17	C	887
603-292-000-4100	250	266-292	PN10/16	19	A	1,081
603-306-000-4100	250	280-306	PN10/16	19	C	1,444
603-327-000-4100	300	301-327	PN10/16	22	A	1,314
603-350-000-4100	300	324-350	PN10/16	24	C	1,157
603-378-000-4100	350	352-378	PN10/16	25	B	1,510
603-396-000-4100	350	372-396	PN10/16	30	C	1,764
603-410-000-4100	350	384-410	PN10/16	30	C	2,424
603-436-000-4100	400	410-436	PN10/16	35	B	2,047
603-462-000-4100	400	436-462	PN10/16	38	C	1,567

603/A-4312

Supa® flanged adapter, for cast iron, ductile iron, steel, PVC, AC and copper pipes, stainless steel bolts A4 (AISI316). Flange w/ multi-drilling

Ductile iron
EPDM drinking water approved
Epoxy coated according to DIN 30677-2



AVK ref. no.	DN mm	Seal range mm	Flange drilling	Theoretical weight/kg	Deliv. code	SAR
603-063-000-4312	40	46-63	PN10/16	3.7	C	312
603-074-000-4312	50	57-74	PN10/16	3.8	A	359
603-085-000-4312	80	68-85	PN10/16	4.3	A	373
603-106-000-4312	80	84-106	PN10/16	5.1	A	391
603-119-000-4312	100	99-109	PN10/16	5.7	A	452
603-133-000-4312	100	109-133	PN10/16	6.4	A	474
603-157-000-4312	150	132-157	PN10/16	8.3	C	542
603-183-000-4312	150	157-183	PN10/16	8.8	A	644
603-201-000-4312	200	176-201	PN10/16	11	C	750
603-215-000-4312	200	193-215	PN10/16	12	A	796
603-242-000-4312	250	218-242	PN10/16	13	A	839
603-268-000-4312	250	242-268	PN10/16	17	C	973
603-292-000-4312	250	266-292	PN10/16	18	A	1,184
603-306-000-4312	250	280-306	PN10/16	19	C	1,508
603-327-000-4312	300	301-327	PN10/16	22	A	1,408
603-350-000-4312	300	324-350	PN10/16	24	C	1,243
603-378-000-4312	350	352-378	PN10/16	25	B	1,633
603-396-000-4312	350	370-396	PN10/16	28	C	2,039
603-436-000-4312	400	410-436	PN10/16	37	B	2,231
603-462-000-4312	400	436-462	PN10/16	39	C	1,748

621/41-001

Supa Plus™ coupling, tensile, for PVC and polyethylene pipes, stainless steel bolts A2 (AISI304)

Ductile iron
EPDM rubber
Epoxy coated according to DIN 30677-2



AVK ref. no.	DN mm	Dd mm	Theoretical weight/kg	Deliv. code	SAR
621-10-040-41001	32	40	3.8	C	757
621-10-050-41001	40	50	2.8	C	800
621-10-063-41001	50	63	4.3	C	798
621-10-075-41001	65	75	4.0	C	965
621-10-090-41001	80	90	5.0	C	1,031
621-10-110-41001	100	110	6.5	C	1,210
621-10-125-41001	125	125	8.0	C	1,578
621-10-140-41001	125	140	9.0	C	1,736
621-10-160-41001	150	160	9.1	C	1,443
621-10-180-41001	150	180	13	C	1,970
621-10-200-41001	200	200	13	C	2,588
621-10-225-41001	200	225	19	C	2,965
621-10-250-41001	250	250	27	C	3,894
621-10-280-41001	250	280	30	C	4,150
621-10-315-41001	300	315	36	C	6,524

**623/10-001**

Supa Plus™ flanged adaptor,
tensile, for PVC and
polyethylene pipes, stainless
steel bolts A2 (AISI304)

Ductile iron

EPDM rubber, WRAS
approved

Epoxy coated according to
DIN 30677-2



AVK ref. no.	DN mm	Dd mm	Flange drilling	Theoretical weight/kg	Deliv. code	SAR
623-10-040-0141001	40	40	PN10/16	3.9	C	651
623-10-050-0141001	40	50	PN10/16	4.1	C	425
623-10-063-0141001	50/65	63	PN10/16	4.0	C	651
623-10-075-0141001	60/65	75	PN10/16	5.1	C	594
623-10-090-0141001	80	90	PN10/16	4.7	C	666
623-10-110-0141001	100	110	PN10/16	6.6	C	681
623-10-125-0141001	125	125	PN10/16	6.8	C	1,291
623-10-140-0141001	125	140	PN10/16	6.9	C	1,381
623-10-160-0141001	150	160	PN10/16	9.8	C	1,486
623-10-180-0141001	150	180	PN10/16	8.6	C	1,269
623-10-200-0141001	200	200	PN16	14	C	1,549
623-10-225-0141001	200	225	PN16	15	C	2,628
623-10-250-0141001	250	250	PN10/16	25	C	2,677
623-10-280-0141001	250	280	PN16	25	C	3,660
623-10-315-0141001	300	315	PN10/16	25	C	2,998

AVK SUPA MAXI™

MULTI TOLERANCE AND TENSILE RESISTANT

The AVK Supa Maxi range includes a wide range of straight and step couplings, flange adapters, end-caps, and transition couplings covering all pipe materials from 48 to 652 mm. The unique design of the Supa Maxi provides easy installment, long lasting, and fully end load restraint solution.

The AVK Supa Maxi™ range of universal tensile couplings features a patented SupaGrip™ sealing system with flexible bracket. The design ensures full support of the gasket on maximum and minimum pipes and therefore secures full tensile strength on all pipe types up to PN16.

Supa Maxi™ couplings are easy to install as they offer $\pm 4^\circ$ angular deflection in each end, lifting eyes, and bolts tightened from the sleeve side with no need for retightening.

The permanent protection caps protect the couplings during transport and installation and prevents dirt from enter into the gasket and bolt threads thus securing optimal tightness around the pipe.



The AVK Supa Maxi couplings system can be found in number of different variants from straight couplings, step coupling, flange adapter to transitions fitting and end caps. Supa Maxi couplings can also be found as part of our gate valve range, either as a universal tensile resistant socket/socket valve or as a spigot/socket valve that is part of our unique PE-pipe mounted valves series 36.



Main features and benefits:

- Patented SupaGrip™ sealing system with flexible bracket ensures full support of the gasket, even at minimum pipe size
- Full tensile strength on all pipes is ensured by two different metal grip segments - every other of gunmetal for PE/PVC and of hardened stainless steel for cast iron/ductile iron/steel/stainless-steel/GRP/asbestos cement pipes
- $\pm 4^\circ$ angular deflection on each side at max 16 bar pressure for all sizes
- Ductile iron body and bracket of cast steel, fusion bonded epoxy coating in compliance with DIN 3476 part 1 and EN 14901
- GSK approved gasket of drinking water-approved EPDM rubber
- Bolts and nuts of resistant stainless steel with anti-friction coated to prevent galling
- Multi drill flanges to suit most major standards
- Permanent protection caps protect the coupling during handling and installation
- Re-tightening of bolts is not necessary
- Lifting eye in DN100-600

SCAN/CLICK TO SEE
OUR OFFER ONLINE





631/00-001

Supa Maxi™ straight coupling, universal and tensile, stainless steel bolts A2 (AISI304) and nuts A4 (AISI316)
Ductile iron
EPDM drinking water approved
Epoxy coated according to DIN 30677-2



AVK ref. no.	DN mm	Product PN Class	Seal range mm	Theoretical weight/kg	Deliv. code	SAR
631-071-00-6	50	PN16	48-71	6.0	C	2,676
631-091-00-6	65	PN16	69-91	7.0	C	2,722
631-106-00-6	80	PN16	82-106	7.5	C	2,888
631-133-00-6	100	PN16	104-133	11	C	2,932
631-161-00-6	125	PN16	132-159	13	C	4,030
631-188-00-6	150	PN16	159-188	16	C	4,370
631-227-00-6	200	PN16	193-227	25	C	7,872
631-257-00-6	225	PN16	224-257	37	C	8,255
631-301-00-6	250	PN16	266-301	35	C	11,105
631-356-00-6	300	PN16	314-356	45	C	12,100
631-396-00-6	350	PN16	352-396	114	C	23,666
631-442-00-6	400	PN16	392-442	107	C	26,614
631-510-00-6	450	PN16	448-510	177	C	40,679
631-552-00-6	500	PN16	498-552	201	C	45,742
631-652-00-6	600	PN16	604-652	241	C	54,806

632/00-001

Supa Maxi™ step coupling, universal and tensile, stainless steel bolts A2 (AISI304) and nuts A4 (AISI316)
Ductile iron
EPDM drinking water approved
Epoxy coated according to DIN 30677-2



AVK ref. no.	DN mm	Product PN Class	Seal range mm	Seal range 2 mm	Theoretical weight/kg	Deliv. code	SAR
632-071-091-006	50	PN16	48-71	69-91	6.5	C	2,858
632-071-106-006	50	PN16	48-71	82-106	7.0	C	2,880
632-091-106-006	65	PN16	69-91	82-106	7.5	C	2,952
632-106-133-006	80	PN16	82-106	104-133	10	C	3,419
632-133-161-006	100	PN16	104-133	132-159	13	C	3,933
632-133-188-006	100	PN16	104-133	159-188	14	C	4,132
632-161-188-006	125	PN16	132-159	159-188	15	C	4,256
632-188-227-006	150	PN16	159-188	193-227	21	C	6,464
632-188-257-006	150	PN16	159-188	224-257	27	C	6,539
632-227-257-006	200	PN16	193-227	224-257	32	C	6,601
632-227-301-006	200	PN16	193-227	266-301	32	C	6,630
632-257-301-006	225	PN16	224-257	266-301	36	C	7,031
632-301-356-006	300	PN16	266-301	314-356	42	C	8,609

633/00-001

Supa Maxi™ flange adaptor, universal and tensile, with stainless steel bolts A2 (AISI304) and nuts A4 (AISI316). Flange w/ multi-drilling
Ductile iron
EPDM drinking water approved
Epoxy coated according to DIN 30677-2



AVK ref. no.	DN mm	Flange drilling	Seal range mm	Theoretical weight/kg	Deliv. code	SAR
633-071-00-006	40-50	10/16	48-71	5.0	C	1,776
633-091-00-006	50-65	10/16	69-91	6.0	C	1,992
633-106-00-006	80	10/16	82-106	6.5	C	2,052
633-133-00-006	100	10/16	104-133	9.0	C	2,644
633-161-00-006	100/125	10/16	132-159	11	C	2,833
633-188-00-006	150	10/16	159-188	12	C	3,468
633-227-00-006	200	10/16	193-227	19	C	5,576
633-257-00-006	225	10/16	224-257	25	C	6,315
633-301-00-006	250	10/16	266-301	28	C	7,645
633-356-00-006	300	10/16	314-356	38	C	9,954
633-396-00-006	350	10/16	352-396	87	C	17,248
633-442-00-006	400	10/16	392-442	80	C	21,585
633-510-00-006	450	10/16	448-510	145	C	28,292
633-552-00-006	500	10/16	498-552	166	C	33,449
633-652-00-006	600	10/16	604-652	213	C	40,679



265/30-002

Dismantling joint with centre flange, reduced tie rods, Zink coated bolts
Steel
EPDM rubber
Coating to DIN 30677 250 my



AVK ref. no.	DN mm	Flange drilling	Theoretical weight/kg	Deliv. code	SAR
265-30-0300-11	300	PN16	68	C	7,520
265-30-0350-11	350	PN16	80	C	8,194
265-30-0400-11	400	PN16	104	C	8,901
265-30-0450-11	450	PN16	121	C	9,979
265-30-0500-11	500	PN16	149	C	12,295
265-30-0600-11	600	PN16	186	C	14,238
265-30-0700-11	700	PN16	203	C	15,031
265-30-0800-11	800	PN16	233	C	17,170
265-30-0900-11	900	PN16	261	C	18,674
265-30-1000-11	1000	PN16	356	C	25,156
265-30-1200-11	1200	PN16	481	C	40,835

265/30-141

Dismantling joint with centre flange, reduced tie rods, PN16, stainless steel bolts (A4)
Steel
EPDM rubber
Blue epoxy RAL5017 300 my



AVK ref. no.	DN mm	Flange drilling	Theoretical weight/kg	Deliv. code	SAR
265-30-0300-141	300	PN16	64		
265-30-0350-141	350	PN16	75	C	10,487
265-30-0400-141	400	PN16	90	C	9,272
265-30-0450-141	450	PN16	104	C	11,322
265-30-0500-141	500	PN16	119	C	12,438
265-30-0600-141	600	PN16	152	C	13,488
265-30-0700-141	700	PN16	162	C	14,518
265-30-0800-141	800	PN16	209	C	25,175
265-30-0900-141	900	PN16	234	C	24,444
265-30-1000-141	1000	PN16	329	C	64,755
265-30-1200-141	1200	PN16	413	C	76,682

265/50-005

Dismantling joint with tie rods and centre flange, grade 8.8 sheraplex coated steel bolts
Ductile iron
EPDM rubber
Blue epoxy RAL5017 300 my



AVK ref. no.	DN mm	Flange drilling	Theoretical weight / kg	Deliv. code	SAR
265-50-0050-161	50	PN10/16	13	C	902
265-50-0065-161	65	PN10/16	16	C	1,035
265-50-0080-161	80	PN10/16	20	C	1,524
265-50-0100-161	100	PN10/16	25	C	1,584
265-50-0125-161	125	PN10/16	29	C	2,050
265-50-0150-161	150	PN10/16	36	C	2,622
265-50-0200-161	200	PN16	56	C	3,415
265-50-0250-161	250	PN16	78	C	4,916

265/50-141

Dismantling joint with centre flange, full tie rods, PN16, stainless steel bolts (A4)
Blue epoxy RAL5017 300 my



AVK ref. no.	DN mm	Flange drilling	Theoretical weight/kg	Deliv. code	SAR
265-50-0050-141	50	PN10/16	14	C	1,634
265-50-0065-141	65	PN10/16	16	C	2,291
265-50-0080-141	80	PN10/16	21	C	2,633
265-50-0100-141	100	PN10/16	25	C	2,778
265-50-0125-141	125	PN10/16	30	C	3,156
265-50-0150-141	150	PN10/16	29	C	4,206
265-50-0200-141	200	PN16	35	C	6,280
265-50-0250-141	250	PN16	49	C	9,200



05/E-008

Support bush, PE pipes
Stainless steel



AVK ref. no.	DN mm	Pipe diam. mm	SDR	Theoretical weight/kg	Deliv. code	SAR
05-063-53-000	50	63	17	0.4	C	315
05-063-54-000	50	63	11	0.4	C	315
05-075-53-000	65	75	17	0.5	C	323
05-075-54-000	65	75	11	0.5	C	323
05-090-53-000	80	90	17	0.7	C	340
05-090-54-000	80	90	11	0.7	C	340
05-110-73-000	100	110	17	0.8	C	538
05-110-74-000	100	110	11	0.8	C	538
05-125-73-000	125	125	17	1.0	C	563
05-125-74-000	125	125	11	1.0	C	563
05-140-74-000	140	140	11	1.1	C	620
05-160-73-000	150	160	17	1.3	C	698
05-160-74-000	150	160	11	1.3	C	698
05-200-73-000	200	200	17	1.4	C	717
05-200-74-000	200	200	11	1.4	C	717
05-225-73-000	225	225	17	1.9	C	788
05-225-74-000	225	225	11	2.0	C	788
05-250-73-000	250	250	17	2.3	C	813
05-250-74-000	250	250	11	2.5	C	813
05-280-73-000	275	280	17	2.7	C	831
05-280-74-000	275	280	11	3.3	C	831
05-315-73-000	300	315	17	3.5	C	878
05-315-74-000	300	315	11	3.3	C	878

**08/A-001**

Handwheel for gate valves
Ductile iron
Clockwise to Close



AVK ref. no.	DN/DN	D mm	Theoretical weight/kg	Deliv. code	SAR
08-050-01-00	40-50	180	1.0	A	89
08-080-02-00	65 - 80	225	1.5	C	95
08-100-01-00	100-100	280	2.8	C	134
08-200-01-00	200	360	5.3	C	226
08-250-02-00	250 - 300	500	8.5	A	400

08/A-004

Handwheel for gate valves,
with bolt and washer
Cast Iron
AVK coating standard
Clockwise to Close



AVK ref. no.	DN/DN	D mm	Theoretical weight/kg	Deliv. code	SAR
08-400-01-000 ⁽¹⁾	350 - 500	640	15	C	405
08-600-01-000 ⁽²⁾	450 - 600	800	20	C	1,107

- (1) Square stem
(2) CTC, for series 06 and 46, ø30

08/A-014

Handwheel for gate valves,
with bolt and washer
Cast Iron
Blue epoxy RAL5017 250 my
Clockwise to Close



AVK ref. no.	DN/DN	D mm	Theoretical weight/kg	Deliv. code	SAR
08-080-66-0000	65 - 80	160	1.0	A	81
08-100-66-0000	100	200	1.4	A	93
08-150-66-0000	125 - 150	240	1.9	A	129
08-200-66-0000	200	280	2.2	A	144

Note: This handwheel is for gate valves w/ item numbers ending in -9 or -99.

04/22-001

Stem cap for extension
spindles
Ductile iron
AVK coating standard



AVK ref. no.	DN/DN	F mm	Theoretical weight/kg	Deliv. code	SAR
04-000-12-00 ⁽¹⁾	100 - 150	23-32	1.2	C	127
04-000-13-00 ⁽¹⁾	200 - 200	23-32	1.8	C	109
04-000-14-00 ⁽¹⁾	250 - 300	23-32	1.8	C	79
04-032-21-00 ⁽²⁾	25 - 50	27-32	0.3	C	114
04-160-17-00 ⁽³⁾	25 - 150	27-32	0.3	C	39
04-400-17-00 ⁽³⁾	200 - 400	27-32	1.3	A	87
08-040-61-000 ⁽⁴⁾	40 - 50	30	0.2	A	19
08-065-61-000 ⁽⁴⁾	65 - 80	30	1.0	A	35
08-100-61-000 ⁽⁴⁾	100 - 150	30	0.6	A	36
08-200-61-000 ⁽⁴⁾	200 - 200	30	0.7	A	67
08-250-61-000 ⁽⁴⁾	250 - 300	30	1.1	A	68
55-500-1800 ⁽⁵⁾	450 - 600	32	1.6	C	271

- (1) For standard gate valves, fits for AVK t-keys
(2) For service connection valves
(3) For extension spindles
(4) With bolt in stainless steel, A2 for standard gate valves
(5)

04/N-002

Street cover, fixed, texts in
Arabic
Cast Iron
Epoxy coated according to
DIN 30677-2 and AVK
guidelines



AVK ref. no.	Theoretical weight/kg	Deliv. code	SAR
04-00046-00075-00-10 ⁽¹⁾	6.3	A	324
04-00046-00084-00-10 ⁽²⁾	6.3	A	359
04-00046-00085-00-10 ⁽³⁾	6.3	A	359
04-00046-00086-00-10 ⁽⁴⁾	6.3	C	347
04-00046-00087-00-10 ⁽⁵⁾	6.3	A	359

- (1) Water
(2) Irrigation water
(3) Fire water
(4) Sewage
(5) Potable water



80/32-400

Height adjustable surface box for service connection valves, reinforced rim (DIN 4057), cast iron lid
PA+ body



AVK ref. no.	H3 mm	Theoretical weight/kg	Deliv. code	SAR
80-32-4001000	330-430	3.9	C	395
80-32-4004002	330-430	3.9	A	308
80-32-4004003	330-430	3.9	A	308
80-32-4004004	330-430	3.9	A	308
80-32-4004005	330-430	3.9	A	308

753/9-002

PRO Gear
For butterfly valves, part turn gearbox
Cast Iron
Stainless steel input shaft
AISI303, IP68 enclosure



AVK ref. no.	Actuator	ISO Flange	Connection	Deliv. code	SAR
753-9-006-050902	Q200	F07	16X16	A	836
753-9-006-051702	Q200	F07	10X10	C	836
753-9-006-051802	Q200	F07	12X12	A	836
753-9-007-070903	Q400	F07	16X16	A	990
753-9-008-051005	Q800	F10	24X24	A	1,304
753-9-009-061907	Q1500	F14	30X30	A	2,911
753-9-010-081107	Q2000	F14	40X40	C	1,496
753-9-010-081907	Q2000	F14	30X30	A	3,286
753-9-011-091107	Q3000	F14	40X40	C	2,997
753-9-016-111307	Q6500	F25	60X60	C	5,262
753-9-017111309	Q12000	F25	60X60	C	5,979
753-9-020-132009	Q24000	F35	75X75	C	17,935
753-9-027-191107	Q5000	F14	40X40	A	6,688
753-9-028-111207	Q6500	F16	46X46	C	4,559

754/7-001

AUMA actuator, NORM
For butterfly valves
Voltage: 380V/60Hz/3PH



AVK ref. no.	Actuator	ISO Flange	Deliv. code	SAR
754-7-36-1A8800001	SQ05.2	F07	C	11,932
754-7-37-1A8800003	SQ07.2	F07	C	12,994
754-7-38-2A8800004	SQ10.2	F10	C	15,194
754-7-39-4A8800005	SQ12.2	F14	C	17,357

754/H-001

AUMA actuator
For butterfly valves
Aluminum
AVK coating standard
Voltage: 380V/60Hz/3PH



AVK ref. no.	Actuator	ISO Flange	Deliv. code	SAR
754-H-36-1A8800001	SQ05.2	F07	C	22,553
754-H-36-1A8800002	SQ05.2	F07	C	18,852
754-H-36-1A8800003	SQ05.2	F07	C	22,898
754-H-37-1A8800003	SQ07.2	F07	C	23,553
754-H-38-2A8800004	SQ10.2	F10	C	25,569
754-H-39-4A8800005	SQ12.2	F14	C	28,795
754-H-40-4A8800005	SQ14.2	F14	C	32,913

906/02-001

Bronze gate valve, thread to BSPT (standard), BSPP (optional)
Bronze



AVK ref. no.	DN mm	Theoretical weight/kg	Deliv. code	SAR
906-02-0015-2	15	0.2	A	80
906-02-0020-2	20	0.3	A	114
906-02-0025-2	25	0.5	A	154
906-02-0032-2 ⁽¹⁾	32	0.8	A	227
906-02-0040-2 ⁽¹⁾	40	1.0	A	313
906-02-0050-2 ⁽¹⁾	50	1.6	A	460

⁽¹⁾

906/06-001

Bronze check valve, thread to BSPT (standard), BSPP (optional)
Bronze



AVK ref. no.	DN mm	Theoretical weight/kg	Deliv. code	SAR
906-06-0015-2	15	0.3	A	80
906-06-0020-2	20	0.4	A	125
906-06-0025-2	25	0.6	A	182
906-06-0032-2	32	0.9	A	256
906-06-0040-2	40	1.2	A	335
906-06-0050-2	50	1.8	A	528

906/08-001

Bronze ball valve, thread to BSPT (standard), BSPP (optional)
Bronze



AVK ref. no.	DN mm	Theoretical weight/kg	Deliv. code	SAR
906-08-0015-2	15	0.2	A	74
906-08-0020-2	20	0.3	A	108
906-08-0025-2	25	0.5	A	159
906-08-0032-2	32	0.9	A	239
906-08-0040-2	40	1.2	A	318
906-08-0050-2	50	2.1	A	517

**45/5C-002**

Gate valve, flanged
Face to face dimension
according to ANSI B16.10
Ductile iron
EPDM rubber
Epoxy Coating
Clockwise to Close



AVK ref. no.	DN mm	Flange drilling	Theoretical weight/kg	Deliv. code	SAR
45-050-5C-02614020	50	CL. 150	19	C	2,692
45-065-5C-02614020	65	CL. 150	23	C	2,499
45-080-5C-02614020	80	CL. 150	26	C	2,650
45-100-5C-02614020	100	CL. 150	39	C	3,687
45-150-5C-02614020	150	CL. 150	63	C	4,708
45-200-5C-02614020	200	CL. 150	96	C	6,999
45-250-5C-02614020	250	CL. 150	157	C	9,633
45-300-5C-02614020	300	CL. 150	238	C	12,365
45-350-5C-026B4020	350	CL. 150	387	C	25,703
45-400-5C-026B4020	400	CL. 150	402	C	26,332

45/5D-001

Gate valve, flanged, post
indicator, AWWA C509
Face to face dimension
according to ANSI B16.10
Ductile iron
EPDM rubber
Epoxy Coating
Clockwise to Close



AVK ref. no.	DN mm	Flange drilling	Theoretical weight/kg	Deliv. code	SAR
45-050-5D-02614120 ⁽¹⁾	50	CLASS 150	25	C	2,702
45-065-5D-02614120	65	CLASS 150	29	C	2,977
45-080-5D-02614120	80	CLASS 150	32	C	3,200
45-100-5D-02614120	100	CLASS 150	36	C	3,409
45-150-5D-02614120	150	CLASS 150	51	C	4,604
45-200-5D-02614120	200	CLASS 150	77	C	6,076
45-250-5D-02614120	250	CLASS 150	129	C	8,234
45-300-5D-02614120	300	CLASS 150	193	C	10,377
45-350-5D-026B4120	350	CLASS 150	350	C	22,814
45-400-5D-026B4120	400	CLASS 150	376	C	23,472

(1)

45/5D-002

Gate valve, flanged, non-
rising stem, UL/FM approved
Face to face dimension
according to ANSI B16.10
Ductile iron
EPDM rubber
Epoxy Coating
Clockwise to Close



AVK ref. no.	DN mm	Flange drilling	Theoretical weight/kg	Deliv. code	SAR
45-050-5D-02615020	50	CLASS 150	23	B	2,235
45-065-5D-02615020	65	CLASS 150	29	C	2,361
45-080-5D-02615020	80	CLASS 150	32	B	2,125
45-100-5D-02615020	100	CLASS 150	36	B	3,104
45-150-5D-02615020	150	CLASS 150	51	B	4,012
45-200-5D-02615020	200	CLASS 150	77	B	5,826
45-250-5D-02615020	250	CLASS 150	129	B	7,982
45-300-5D-02615020	300	CLASS 150	193	B	9,977
45-350-5D-026B5020	350	CLASS 150	322	C	22,654
45-400-5D-026B5020	400	CLASS 150	369	C	22,976

145/40-006

Light-weight-flanged gate
valve, alu-bronze stem
(C63020), NRS, UL/FM
approved
Face to face dimension
according to ANSI B16.10
Ductile iron
EPDM rubber
Epoxy Coating
Clockwise to Close



AVK ref. no.	DN mm	Flange drilling	Theoretical weight/kg	Deliv. code	SAR
145-065-40-42176120	65	CLASS 150	13	C	1,541
145-080-40-42176120	80	CLASS 150	17	C	1,774
145-100-40-42176120	100	CLASS 150	22	C	1,857
145-150-40-42176120	150	CLASS 150	43	C	3,276
145-200-40-42176120	200	CLASS 150	76	C	4,136

**145/40-007**

Light-weight-flanged gate valve, stainless steel stem (AISI304), NRS, UL/FM approved
Face to face dimension according to ANSI B16.10
Ductile iron
EPDM rubber
Epoxy Coating
Clockwise to Close



AVK ref. no.	DN mm	Flange drilling	Theoretical weight/kg	Deliv. code	SAR
145-065-40-42196120	65	CLASS 150	13	C	1,327
145-080-40-42196120	80	CLASS 150	17	C	1,544
145-100-40-42196120	100	CLASS 150	22	C	1,228
145-150-40-42196120	150	CLASS 150	43	C	2,376
145-200-40-42196120	200	CLASS 150	76	C	3,081

145/46-006

Flanged gate valve with rising stem, alu-bronze stem (C63020), UL/FM approved
Face to face dimension according to ANSI B16.10
Ductile iron
EPDM rubber
Epoxy Coating
Clockwise to Close



AVK ref. no.	DN mm	Flange drilling	Theoretical weight/kg	Deliv. code	SAR
145-065-46-42176120	65	CLASS 150	14	C	1,989
145-080-46-42176120	80	CLASS 150	18	C	2,154
145-100-46-42176120	100	CLASS 150	26	C	2,748
145-150-46-42176120	150	CLASS 150	51	C	4,665
145-200-46-42176120	200	CLASS 150	90	C	5,897

145/46-008

Light-weight-flanged gate valve, stainless steel stem (AISI304), OS&Y, UL/FM approval
Face to face dimension according to ANSI B16.10
Ductile iron
EPDM rubber
Epoxy Coating
Clockwise to Close



AVK ref. no.	DN mm	Flange drilling	Theoretical weight/kg	Deliv. code	SAR
145-065-46-42196120	65	CLASS 150	14	C	1,562
145-080-46-42196120	80	CLASS 150	18	C	1,930
145-100-46-42196120	100	CLASS 150	26	C	2,212
145-150-46-42196120	150	CLASS 150	51	C	3,556
145-200-46-42196120	200	CLASS 150	90	C	4,955

145/50-005

Gate valve, flanged, NRS, stainless steel stem (AISI304), UL/FM approval
Face to face dimension according to ANSI B16.10
Ductile iron
EPDM rubber
Epoxy Coating
Clockwise to Close



AVK ref. no.	DN mm	Flange drilling	Theoretical weight/kg	Deliv. code	SAR
145-065-50-41196120	65	PN10/16	13	C	1,463
145-080-50-41196120	80	PN10/16	17	C	1,463
145-100-50-41196120	100	PN10/16	22	C	1,332
145-150-50-41196120	150	PN10/16	43	C	2,468
145-200-50-41196120	200	PN16	76	B	1,915

145/56-004

Gate valve, flanged, with rising stem, alu-bronze stem (C63020), UL/FM approved
Face to face dimension according to ANSI B16.10
Ductile iron
EPDM rubber
Epoxy Coating
Clockwise to Close



AVK ref. no.	DN mm	Flange drilling	Theoretical weight/kg	Deliv. code	SAR
145-065-56-41176120	65	PN10/16	14	C	1,756
145-080-56-41176120	80	PN10/16	18	C	1,756
145-100-56-41176120	100	PN10/16	26	C	1,643
145-150-56-41176120	150	PN10/16	51	C	2,879
145-200-56-41176120	200	PN16	90	C	4,217



145/56-005

Gate valve, flanged, OS&Y,
stainless steel stem
(AISI304), UL/FM approval
Face to face dimension
according to ANSI B16.10
Ductile iron
EPDM rubber
Epoxy Coating
Clockwise to Close



AVK ref. no.	DN mm	Flange drilling	Theoretical weight/kg	Deliv. code	SAR
145-065-56-41196120	65	PN10/16	14	C	1,463
145-080-56-41196120	80	PN10/16	18	C	1,463
145-100-56-41196120	100	PN10/16	26	C	1,369
145-150-56-41196120	150	PN10/16	51	C	2,399
145-200-56-41196120	200	PN16	90	C	3,514

**24/10-001**

Hydrant, 4" monitor flange,
Nozzle type: NST thread,
rated working pressure 300
PSI

Ductile iron
EPDM rubber
Epoxy coating / UV-resistant
polyester

Clockwise to Close



AVK ref. no.	DN mm	Flange drilling	Connection	Theoretical weight/kg	Deliv. code	SAR
24-150-10-00000001	150	CLASS 150	4" NST	46	C	10,408
24-150-10-00000101	150	CLASS 150	4 1/2" NST	46	C	10,557

24/10-003

Hydrant, 4" BS336 coupling,
monitor flange, rated working
pressure 300 PSI

Ductile iron
EPDM rubber
Epoxy coating / UV-resistant
polyester

Clockwise to Close



AVK ref. no.	DN mm	Flange drilling	Connection	Theoretical weight/kg	Deliv. code	SAR
24-150-10-00002901	150	CLASS 150	4" BS336	71	C	10,971

24/10-005

AVK Wet Barrel Fire Hydrant,
5" Storz, monitor flange,
rated working pressure 300
PSI

Ductile iron
EPDM rubber
Epoxy coating / UV-resistant
polyester

Clockwise to Close



AVK ref. no.	DN mm	Flange drilling	Connection	Theoretical weight/kg	Deliv. code	SAR
24-150-10-0000AZ01	150	CLASS 150	5" STORZ	71	C	12,353

24/80-001

Breakable flange kit for wet
barrel hydrants

Ductile iron
EPDM rubber
AWWA C550



AVK ref. no.	DN mm	Theoretical weight/kg	Deliv. code	SAR
24-150-AB-3297	150	21	B	1,065

24/88-004

Contamination reduction
valve, Flowguard II

Ductile iron
EPDM rubber
Blue epoxy RAL5017 250 my



AVK ref. no.	DN mm	Flange drilling	Deliv. code	SAR
24-155-88-257201 ⁽¹⁾	150	CLASS 150	B	3,364

⁽¹⁾ 8 X 8 hole breakable flange

**24/90-001**

Hydrant, 2x2½" + NST outlets, rated working pressure 300 PSI
Ductile iron
EPDM rubber
Epoxy coating / UV-resistant polyester
Clockwise to Close



AVK ref. no.	DN mm	Connection	Flange drilling	Theoretical weight/kg	Deliv. code	SAR
24-150-90-00000001	150	4" NST	CLASS 150	65	C	10,019
24-150-90-00000101	150	4 1/2" NST	CLASS 150	65	C	10,070

24/90-002

Hydrant, 4" BS336, rated working pressure 300 PSI
Ductile iron
EPDM rubber
Epoxy coating / UV-resistant polyester
Clockwise to Close



AVK ref. no.	DN mm	Flange drilling	Theoretical weight/kg	Deliv. code	SAR
24-150-90-00002901 ⁽¹⁾	150	CLASS 150	65	C	9,969

(1) 4" BS 336 thread outlet

24/99-002

Above ground fire hydrant, Cl. 150 flange, Chained Cl-cap, Ni-bronze stem, -nut and nozzles, stainless steel thrust nut (AISI304), 1.5" pent. op.nut, 2xNST hose- 1xNST pumper outlet, threaded, rated working pressure 350 PSI
Ductile iron
EPDM rubber
Epoxy coating / UV-resistant polyester



AVK ref. no.	DN Inch	Flange drilling	Connection	Deliv. code	SAR
24-150-99-00000001	6"	CLASS 150	4" NST	C	19,702
24-150-99-00000101	6"	CLASS 150	4 1/2" NST	C	21,193

27/00-005

Hydrant, with chains, UL/FM approved
Ductile iron
EPDM fire hydrant main valve
AVK coating standard
Clockwise to Close



AVK ref. no.	DN mm	Connection	Flange drilling	Theoretical weight/kg	Deliv. code	SAR
27-00-00106-00008-200009	150	4" NST	PN10/16	172	C	10,163
27-00-00106-00108-200009	150	4 1/2" NST	PN10/16	172	C	10,204

27/24-002

Fire hydrant, stainless steel stem (AISI304) and A4 bolts (AISI316), drain, 2x2.5" NST hose, 1x4" pumper, 1.5" pent. op.nut, UL/FM approved
Ductile iron
EPDM rubber
Epoxy Coating



AVK ref. no.	DN mm	H1 mm	H2 mm	Theoretical weight/kg	Deliv. code	SAR
27-24-00106-00008-200009	150	540	1200	172	C	10,358
27-24-00106-00108-200009	150	520	1200	172		
27-24-00106-02908-200009	150	540	1200	172	C	10,313
27-24-001XX-00008-200009	150	520	Special	172		
27-24-001XX-00108-200009	150	520	Special	172		

**120/55-004**

Dry barrel, 2 hose + 1
pumper nozzle hydrant
Ductile iron
EPDM rubber
AVK coating standard
Clockwise to Close



AVK ref. no.	DN mm	Flange drilling	Theoretical weight/kg	Deliv. code	SAR
120-100-55-110000000	100	PN16	76	C	6,688
120-100-55-110000100	100	PN16	76	C	6,594
120-100-55-110003300	100	PN16	76	C	6,883
120-100-55-110003400	100	PN16	76	C	6,951
120-155-55-110000000	150	PN10/16	77	A	6,734
120-155-55-110000100	150	PN10/16	77	C	6,676
120-155-55-110003300	150	PN10/16	77	C	7,043
120-155-55-110003400	150	PN10/16	77	C	7,079



5190/00-001

Check valve, swing, flanged,
UL/ULC approved
Ductile iron



AVK ref. no.	DN mm	Flange drilling	Theoretical weight/kg	Deliv. code	SAR
5190-050-00-100	50	PN10/16	6.3	C	566
5190-065-00-100	65	PN10/16	9.2	C	839
5190-080-00-100	80	PN10/16	12	C	957
5190-100-00-100	100	PN10/16	19	C	1,365
5190-125-00-100	125	PN10/16	26	C	1,956
5190-150-00-100	150	PN10/16	32	C	2,367
5190-200-00-100	200	PN16	54	C	3,424

5190/00-002

Check valve, swing, flanged,
UL/ULC approved
Ductile iron



AVK ref. no.	DN mm	Flange drilling	Theoretical weight/kg	Deliv. code	SAR
5190-050-00-200	50	CL. 150	6.3	C	566
5190-065-00-200	65	CL. 150	9.2	C	839
5190-080-00-200	80	CL. 150	12	C	957
5190-100-00-200	100	CL. 150	19	C	1,365
5190-125-00-200	125	CL. 150	26	C	1,956
5190-150-00-200	150	CL. 150	32	C	2,367
5190-200-00-200	200	CL. 150	54	C	3,424

5190/10-001

Check valve, swing, IPS
grooved, UL/ULC & FM
approved
Ductile iron



AVK ref. no.	DN mm	Dd mm	Theoretical weight/kg	Deliv. code	SAR
5190-050-10-900	50	60,3	2.5	C	450
5190-065-10-900	65	73,0	4.0	C	491
5190-076-10-900	65	76,1	4.0	C	491
5190-080-10-900	80	88,9	6.0	C	532
5190-100-10-900	100	114,3	9.0	C	675
5190-125-10-900	125	141,3	15	C	1,167
5190-139-10-900	125	139,7	15	C	1,167
5190-150-10-900	150	168,3	19	C	1,352
5190-200-10-900	200	219,1	35	C	2,049

**27/70-001**

Extension kit, hydrants



AVK ref. no.	L Inch	L mm	Theoretical weight/kg	Deliv. code	SAR
27-150-70-000	6"	152,4	9,0	B	1,673
27-150-70-100	12"	304,8	18	C	2,112
27-150-70-200	18"	457,2	27	B	2,519
27-150-70-300	24"	609,6	36	B	2,953
27-150-70-400	30"	762,0	45	C	3,260
27-150-70-500	36"	914,4	54	C	3,702

27/00-004Repair kit for series 27
hydrants

Ductile iron

AVK coating standard



AVK ref. no.	DN mm	Theoretical weight/kg	Deliv. code	SAR
27-150-75-1001 ⁽¹⁾	150	5,0	C	614

⁽¹⁾ Bolts & nuts in galvanized steel grade 8.8**27/C4-005**Seat wrench for series 27 dry
barrel hydrantsOperating wrench for series
24, 27I and 120 hydrants

Ductile iron

AVK coating standard



AVK ref. no.	DN mm	Theoretical weight/kg	Deliv. code	SAR
27-150-30-1001 ⁽¹⁾	150	2,7	A	1,124

⁽¹⁾ Seat wrench



34/00-001

Steel barrel, telescopic,
UL/FM approved
Steel
Epoxy coated according to
DIN 30677-2 and AVK
guidelines
Clockwise to Close



AVK ref. no.	DN mm	T mm	Theoretical weight/kg	Deliv. code	SAR
34-050-00-00010010 ⁽¹⁾	50	505 - 1090	72	B	5,846
34-050-00-01010010 ⁽¹⁾	50	1065-1660	86	B	6,309
34-050-00-02010010 ⁽¹⁾	50	1625-2210	100	C	6,651
34-065-00-00010010 ⁽¹⁾	65	505 - 1090	72	B	5,846
34-065-00-01010010 ⁽¹⁾	65	1065-1660	86	B	6,309
34-065-00-02010010 ⁽¹⁾	80	1625-2210	100	C	6,651
34-080-00-00010010 ⁽¹⁾	80	505 - 1090	72	C	6,642
34-080-00-01010010 ⁽¹⁾	80	1065-1660	86	C	7,106
34-080-00-02010010 ⁽¹⁾	80	1625 - 2210	100	C	7,447
34-100-00-00010010	100	505 - 1090	72	B	6,169
34-100-00-01010010	100	1065 - 1660	86	B	6,632
34-100-00-02010010	100	1626 - 2210	100	B	6,973
34-150-00-00010010	150	505 - 1090	72	B	6,169
34-150-00-01010010	150	1065 - 1660	86	B	6,632
34-150-00-02010010	150	1625 - 2210	100	B	6,973
34-200-00-00010010	200	505 - 1090	72	B	6,169
34-200-00-01010010	200	1065 - 1660	86	B	6,632
34-200-00-02010010	200	1625 - 2210	100	B	6,973
34-250-00-00010010	250	505 - 1090	72	B	6,169
34-250-00-01010010	250	1065 - 1660	86	B	6,632
34-250-00-02010010	250	1625 - 2210	100	B	6,973
34-300-00-00010010	300	505 - 1090	72	B	6,169
34-300-00-01010010	300	1065 - 1660	86	B	6,632
34-300-00-02010010	300	1625 - 2210	100	B	6,973
34-350-00-00010010	350	505 - 1090	72	B	6,604
34-350-00-01010010	350	1065 - 1660	86	B	7,067
34-350-00-02010010	350	1625 - 2210	100	B	7,409
34-400-00-00010010	400	505 - 1090	72	B	6,604
34-400-00-01010010	400	1065 - 1660	86	B	7,067
34-400-00-02010010	400	1625 - 2210	100	B	7,409
34-450-00-00010010	450	505 - 1090	72	C	6,564
34-450-00-01010010	450	1065 - 1660	86	C	7,027
34-450-00-02010010	450	1625 - 2210	100	C	7,369
34-500-00-00010010	500	505 - 1090	72	C	6,564
34-500-00-01010010	500	1065 - 1660	86	C	7,027
34-500-00-02010010	500	1625 - 2210	100	C	7,369
34-600-00-00010010	600	505 - 1090	72	C	6,564
34-600-00-01010010	600	1065 - 1660	86	C	7,027
34-600-00-02010010	600	1625 - 2210	100	C	7,369

⁽¹⁾ Not UL/ULC and FM approved

TERMS AND CONDITIONS OF SALE AND DELIVERY

1. Applicability

These general terms and conditions of sale and delivery ("**Conditions**") govern the current and future supply and delivery of products and services ("**Products**") by Saudi Valves Manufacturing Company ("**Supplier**") and purchased by the purchaser ("**Purchaser**"), unless otherwise agreed in writing. The applicability of any general and special terms and conditions of Purchaser is excluded.

2. Quotations and orders

Supplier's quotations of Products and pricing is subject to change. Contracts for delivery are accepted upon (i) written quotation by Supplier accepted by Purchaser in accordance with the terms of the quotation and subsequently confirmed by Supplier in writing (ii) written confirmation by Supplier of Purchaser's order (each a "**Binding Order**"). Modification of a Binding Order shall be in writing.

3. Prices

All prices quoted by Supplier are valid for 30 days only. The price of the Products shall be Supplier quoted price or, where no price has been quoted (or the quoted price is no longer valid), the price listed in Supplier's published pricelist current at the date of acceptance. All prices are quoted by Supplier on ex works basis (EXW – INCOTERMS 2020) unless otherwise agreed in writing. The costs of packaging will be charged to Purchaser in addition to the price of the Products. The prices are exclusive of any import duties, VAT, levies, taxes and other charges which may be imposed on the Products. Any typographical, clerical or other error or omission in any quotation, pricelist, acceptance offer, or other document or information issued by Supplier may be corrected by Supplier without any liability on the part of Supplier.

Supplier reserves the right by giving notice to Purchaser at any time prior to dispatch to increase the price of the Products to reflect any substantial increase in the cost to Supplier which is due to factors beyond the control of Supplier (including, but not limited to, any foreign exchange fluctuation, currency regulation, alteration of duties, significant

increase in cost of labour, materials or other cost of manufacture or transportation) that gives Supplier a disadvantage compared to the circumstances prevailing at the date of the acceptance of the Binding Order. Any such increase of price will reflect the actual increased cost level as evidenced by Supplier's records. If the increase of price is beyond 20 %, Purchaser shall be entitled to cancel the relevant Binding Order immediately and until such time Products have been dispatched.

4. Terms of payment

Supplier shall be entitled to invoice Purchaser for the price of the Products on, or at any time after, the scheduled delivery of the Products. The time of payment of the price of the Products is of the essence. Purchaser shall pay the invoice of the Products in full, before the products are being released from suppliers' facilities, or in line with the terms agreed between the parties in writing.

If Purchaser fails to make full payment on the due date then, without prejudice to any other right or remedy available to Supplier, Supplier shall be entitled to (i) charge Purchaser a service fee on the amount unpaid, at a rate of, at present, 1,00 % per commenced month (the service fee will be added monthly) and (ii) charge a fee of SAR 100 per payment reminder. On the request of Supplier, if the Binding Order exceeds SAR one hundred thousand (100,000) Purchaser shall, (i) at its expense, provide an unconditional, irrevocable, unlimited, and absolute payment guarantee from an internationally recognized bank on Supplier's first demand, or (ii) at its expense provide a letter of credit.

In case of any payment default by Purchaser, Supplier is entitled to postpone delivery and to store any undelivered Products at Purchaser's expense by use of a freight forwarding agency or by utilizing Supplier's storage facilities until payment of due invoices. In case Purchaser do not secure full payment for the invoiced and undelivered products, within 45 days from date of invoicing, Supplier reserves the right to divert these Products to other clients, without being responsible for any delay in

delivery to Purchaser.

5. Delivery

Delivery shall take place EX WORKS (INCOTERMS 2020). Prior to dispatch, Purchaser shall give Supplier information regarding its VAT number. Upon receipt of the Products, Purchaser shall issue to Supplier a notice acknowledging the receipt of Products and return required export statements. Supplier is entitled to make partial deliveries. If Purchaser fails to take delivery, Supplier is entitled to store any undelivered Products at Purchaser's expense, i.e. by use of a freight forwarding agency or by utilizing Supplier's storage facilities. In case of late delivery attributable to Supplier, Purchaser may seek liquidated damages for delay equal to zero-point five (0,5%) percent of the price of the invoiced value of the delayed Products per commenced week of delay up to a maximum of five (5,0%) percent of the invoiced value of the delayed Products. If Supplier has not delivered the Products within 10 weeks from delivery date, Purchaser is entitled to terminate the Binding Order without further liability for Supplier. Termination and liquidated damages as set out in this clause 5 are the only remedies available to Purchaser in case of delay in delivery or non-delivery.

6. Cancellation and return

A Binding Order can only be cancelled by written agreement between Supplier and Purchaser. Supplier is entitled to debit Purchaser with all costs Supplier may incur as a result of Purchaser cancelling an order. Returns cannot be accepted more than 6 months after delivery. Purchaser cannot expect to be credited more than 70% of the purchase price debited for products classified as "**A-Items**", by Supplier. All returns must show original invoice number and date of delivery and be in good sellable condition. Return of special Products, Products which have been specially manufactured for Purchaser or standard Products which have been changed to meet Purchaser's specifications, is not accepted.

TERMS AND CONDITIONS OF SALE AND DELIVERY

7. Packaging

Packaging is not returnable. Packaging which was debited separately may be returned no later than 3 months after the time of delivery but only upon written agreement.

8. Defects

Purchaser shall be solely responsible for satisfying itself that the Products are suitable and/or fit for the particular purpose for which they are ordered.

Products shall be deemed defective only when Purchaser provides evidence that Products are not in conformity with the Binding Order. Defective Product is in any case understood not to include any non-conformity caused by

- (i) the use of a Product for an application for which it has not been designed or which has not been recommended by Supplier.
- (ii) any change by Purchaser of the chemical composition of the medium or treatment of the medium for which the Products is used.
- (iii) installation not in accordance with Supplier installation instructions (if any) and accepted codes of good practice.
- (iv) lack of or faulty maintenance; and
- (v) normal wear and tear.

Purchaser shall carry out a reasonable inspection of the Products within 5 working days following receipt of Products, ascertaining that no transport damage has occurred and notify Supplier in case of transport damage.

All other defects shall, to the extent possible, be notified to Supplier within 15 working days from discovery, by defining the defect and declaring which claims are asserted (the "Notification Period"). In any event, Purchaser will lose its right to rely on lack of conformity of the Products if Purchaser does not give Supplier notice thereof at the latest within a period of (i) two (2) year from the date of installation or (ii) three (3) years (collectively the "Cut-Off Date") from the date on which the Products were delivered (whichever occurs first).

Purchaser may, at Purchasers discretion, demand Supplier to repair or replace the non-conforming Products. Supplier will cover direct costs for access and restoration,

transport of a defect free product to the site of installation, dismantling and reinstallation at the site of installation of the defect Products. In case of repair or replacement by Supplier, the Cut-Off Date period runs from the time the Products were first actually delivered, and not from the time of repair or replacement. No other remedies shall be available to Purchaser in case of lack of conformity of the Products.

9. Extended retention of title

Notwithstanding delivery and the passing of risk in the Products, or any other provision of these Conditions, the ownership to the Products shall not pass to Purchaser until Supplier has received in cash or cleared funds payment in full of any amount due. Until such time as the ownership of the Products passes to Purchaser, the Buyer shall hold the Products as Supplier's fiduciary agent and bailee and shall keep the Products separate from those of Purchaser and third parties and properly stored, protected and insured and identified as Supplier's property.

Until that time Purchaser shall be entitled to re-sell or use the Products in the ordinary course of its business but shall account to Supplier for the proceeds of sale or otherwise the Products, whether tangible or intangible, including insurance proceeds, and shall keep all such proceeds separate from any monies or property of Purchaser and third parties and, in the case of tangible proceeds, properly stored, protected and insured. Until such time as the ownership to the Products passes to Purchaser (and provided the Products are still in existence and have not been re-sold), Supplier shall be entitled at any time to require the Buyer to deliver the Products to Supplier and, if Purchaser fails to do so, forthwith to enter upon any premises of Purchaser or any third party where the Products are stored and re-possess the Products.

If delivery of Products takes place in Germany or Austria the following also applies: Processing and adaptation of the Products which are subject to retention of title shall always occur for Supplier as owners, however

without any obligation for Supplier. If the Products processed in this manner are combined by the Purchaser with other works, services or goods, Supplier shall have a right of joint ownership to the new object in the ratio of the invoice value of the Products, which are subject to retention of title to the value of the other goods and the processing value.

The claims against third parties from the resale of the Products are hereby assigned to Supplier by way of security in advance by Purchaser in full or in the amount of Supplier's respective co-ownership share. Supplier accepts the assignment. Purchaser remains authorized to collect payment in addition to Supplier. Supplier agrees not to collect the claims as long as Purchaser complies with its payment obligations towards Supplier, does not default on payment, no application for opening of an insolvency proceeding has been filed and there is no deficiency in Purchaser's performance capacity. In any of these events, Supplier can request that Purchaser discloses to Supplier the assigned claims and the debtors thereof, provides all information necessary for the collection, provides the relevant documentation and gives notice of the assignment to the debtors (third parties).

10. Liability

Notwithstanding anything to the contrary in these Conditions, for any and all claims, losses, costs, and damages whether such are based on indemnification, contract negligence, breach of contract, breach of warranty, statutory rules or otherwise and to the fullest extent permitted by applicable law the liability of Supplier shall be limited to: (i) in respect of property damage the yearly limit is EUR 5 million (5.000.000); and (ii) in respect of any other liability the total aggregate liability of Supplier shall be limited to the amount of the purchase price of the Products payable under the relevant Binding Order with addition of any liquidated damages for delay; and

continued on next page

TERMS AND CONDITIONS OF SALE AND DELIVERY

(iii) reasonable costs for access and restoration, transport of a defect free product to the site of installation, dismantling and reinstallation at the site of installation of the defect Product to a maximum of EUR five million a year (5.000.000).

In no event shall Supplier be liable to Purchaser or to any third party for loss of profits, loss of revenue, loss of business opportunity, loss of time or for any indirect, incidental, special, consequential, punitive, or exemplary damages arising out of or related to delivery of any Products.

The limitation of liability set out above in this clause 10 does not apply:

(i) in the event of claims for compensation as a result of death or bodily injury.

(ii) in the event of liability according to mandatory law.

(iii) in the event of wilful intent or gross negligence on the part of the Supplier; and

(iv) for reasonable costs in the event of an infringement of intellectual property rights related to Supplier's performance; except infringement or violation arising from or based upon Supplier's compliance with particular requirements of Purchaser that differ from Supplier's standard specifications for Products.

11. Force Majeure

Supplier shall not be liable for any delay or failure of performance due to strikes, lockouts, fires, floods, act of governmental authority, epidemics, terrorism, political instability within the country in which Supplier is operating, acts of God or other causes beyond Supplier's reasonable control provided that Supplier shall have given notice to Purchaser of any such cause for delay or anticipated delay promptly following its commencement and shall have used its commercially best efforts to perform as expeditiously as possible. If the delay or failure in performance lasts more than 30 days, Purchaser shall have the right to, without liability to Supplier, immediately terminate the Binding Order(s) in respect of such part of the Products as cannot in consequence of the force majeure event be used as intended by Purchaser.

12. No waiver

Any waiver by either party of a breach of any provision of these Conditions shall not be considered as a waiver of any subsequent breach or any other provision of these Conditions.

13. Severance

If any provision of these Conditions is held by any competent authority to be invalid or unenforceable in whole or in part the validity of the other provisions of these Conditions and the remainder of the provision in question shall not be affected thereby.

14. Default of Purchaser

If Purchaser commits any breach of its obligations towards Supplier, Supplier is then entitled to (without prejudice to any other rights of Supplier) forthwith (i) suspend further performance by Supplier or (ii) terminate the Binding Order(s) affected.

15. Venue and jurisdiction

These Conditions shall be governed by the laws of Saudi Arabia, with exclusion of any choice of law rules. The applicability of the United Nations Convention on Contracts for the International Sale of Goods (CISG) is explicitly included for international sales. Any dispute or claim arising out of or in connection with these Conditions shall be referred to and resolved by arbitration, however Supplier may at its own discretion sue Purchaser at any place of jurisdiction through ordinary court.

Arbitration shall be conducted in accordance with the rules of The Danish Institute of Arbitration in force at the time when such proceedings are commenced. The place of arbitration shall be in the capital in the state of the Supplier. English shall be the language used during any such proceedings unless otherwise agreed between the parties. In addition to the aforesaid, either party is entitled to seek injunctive relief by a competent court as may be necessary to restrain any breach or threatened breach of these Conditions by the other party.

We assume no responsibility for any printing errors.

Prices are valid from 1st July 2024 until a new price list is released.

All prices are based on full pallet deliveries.

Delivery codes: **A** = max. 2 weeks
B = max. 8 weeks
C = 8+ weeks

AVK Saudi Valves Manufacturing Co. Ltd.

Street 45, Industrial Area,
Phase 4, 21443 Jeddah
SAUDI ARABIA

+966 12 637 1570
sales@avksvmc.com
www.avksvmc.com

©2024 AVK Group A/S

